



Agromet Advisory Bulletin for the District, Kasaragod

(Valid from 16.05.2026 to 20.05.2026)

(Issued jointly by Kerala Agricultural University Regional Agricultural Research Station Pilicode & India Meteorological Department)



Bulletin Number: Pilicode/ Ksd – 39/2026 **Date:** 15/05/2026

A. Weather Summary of preceding four days





Rainfall, mm	Max. temp., °C	Min. temp., °C	R. H., %	Wind speed, Km/h
49.4	34.0 – 34.5	21.8 – 26.3	69 - 98	02 -02

B. Weather forecast for next five days

Parameters	16-05-2026	17-05-2026	18-05-2026	19-05-2026	20-05-2026
Average Rainfall, mm	15	11	10	3	3
Max. Temp, °C	26	26	26	26	26
Min. Temp, °C	24	24	24	24	24
Max. Relative Humidity, %	90	90	90	90	90
Min. Relative Humidity, %	60	60	60	60	60
Wind speed, km/h	5	6	8	3	4
Wind direction, degrees	320	320	300	300	290
Total cloud cover, octa	5	5	5	5	4

C. Agrometeorological Advisories

Crop	Stages	Problems	Agro-meteorological advisories
General Condition	Light Rainfall**		
	The sky will be cloudy. Atmospheric humidity will be moderate. High day temperature will be experienced.		
Weather warning	Light rainfall from May 16 to 20. Isolated heavy rainfall on May 17.		
Impacts	Difficulty in drying agricultural produce in open conditions. Chances for attack of sucking pests. Chances for water stagnation in the fields.		
General Recommendations	Take care while drying the harvested products like rice, rubber, copra, pulses, vegetable seeds, etc directly under sun. Do not heap the harvested products in the field itself. Give popping to all soft slender stemmed crops like banana, vegetables, climbers etc. Clean the drainage channels in crop lowlands to enable proper drainage of excess water in case of exigencies if any. Summer rains have prime role in coping up drought. Hence maximum water harvesting should be ensured in the fields. Clean the rain pits. Cover the soil with dried leaves, especially the basins of crops. The opened tree basins which were partially closed after fertilizer application, can act as very good water harvesting structures. Divert the runoff water to such tree basins by drawing furrows.		

Paddy (Viruppu: First crop season)	Main Land preparation	If the level of soil moisture content in the paddy field is optimum for ploughing, the tilling operations can be started. With the first ploughing itself, incorporate powdered FYM/compost or green manures (@ 5t/ha) to the soil.	
Brinjal ,Chilli	Land preparation and transplanting of rainfed crop	Land is prepared to a fine tilth by thoroughly ploughing or digging. Well rotten organic manure can be incorporated in the soil. Seedling can be transplanted in shallow trenches or pit. Provide temporary shade for 3-4 days during summer for the transplanted seedlings.	
Coconut	All stages	<p>Rhinoceros beetle</p> 	<p>Take out the beetles from the attacked palm crown using beetle hook. Swab the hole made by the beetles with Bordeaux paste to prevent entry of fungus through the cut surface.</p> <p>The top most three leaf axils around the spindle may be filled with</p> <p>1) Application of 250 gm neem cake mixed with equal volume of sand. This should be done twice ie, during April, May and September, October.</p> <p>2)Crown cleaning followed by the application of 20g cartap hydrochloride 4G + 200g sand this should be done thrice during January and may and September</p>
Areca nut	All stages	<p>Mahali disease</p> 	<p>Adopt clean cultivation</p> <p>Collect and burn fallen nuts.</p> <p>Prophylactic spraying of Bordeaux mixture (1%) to the bunch and leaves once before onset of south west monsoon and second and third applications at 40-45 days interval</p>
Black pepper	All stages	<p>Foot rot</p> 	<p>As prophylactic measure, apply 150 gram of Trichoderma enriched neem cake - cow dung mixture in the basins of the vines and incorporate thoroughly with the soil.</p> <p>If disease already appeared, drench soil in the plant basins with Redomil 0.2% (2g/litre of water). Spray the same on the leaves also.</p>
Oriental pickling melon	Variuos stages	<p>Fruit fly</p> 	<p>Setting up of pheromone trap (Cuelure @2/acre). Spot application of 10 % jaggery containing 0.1 % malathion@1 spot/40 m² on underside of leaves at fortnight intervals.</p>

**** Warning colour codes of rainfall (for disaster management)**

Warning (Take actions)	Alert (Be prepared)	Watch (Be updated)	No warning (No actions)
-------------------------------	----------------------------	---------------------------	--------------------------------