

**Bulletin Number: Pilicode/Ksd-14/2021**

**Date: 16/02/2021**



### A. Weather Summary of preceding five days




Rainfall, mm	Max. temp., °C	Min. temp., °C	R. H., %	Wind speed, Km/h
0.0	28.5 – 29.0	21.2 – 22.3	72– 96	01-02

### B. Weather forecast for next five days

Parameters	17.02.2021	18.02.2021	19.02.2021	20.02.2021	21.02.2021
Rainfall, mm	0	0	0	0	0
Max. Temp, °C	34	34	34	34	34
Min. Temp, °C	23	23	23	23	23
Max. Relative Humidity, %	85	85	85	85	85
Min. Relative Humidity, %	63	63	63	63	63
Wind speed, km/h	10	18	12	10	12
Wind direction, degrees	270	290	270	230	250
Total cloud cover, octa	4	7	7	5	4

### C. Agrometeorological Advisories

Crop	Stages	Problems	Agro-meteorological advisories
<b>General conditions</b>		<b>Few chances for rainfall.</b> Dry weather condition is expected during the week. Adopt management practices to minimize water loss from the soil and crops.	
Vegetables	Different stages	<b>Sucking Pests</b> 	Spray neem based insecticide (@ 4ml insecticide/litre of water). Repeat the spraying at every seven days intervals till flowering. If there is severe attack, spray Actara® (@3g/litre of water). Spray the insecticides on both surfaces of the leaves.
Black Pepper	All stages	<b>Foot rot</b> 	As prophylactic measure, apply 150 gram of Trichoderma enriched neem cake - cow dung mixture in the basins of the vines and incorporate thoroughly with the soil.  If disease already appeared, drench soil in the plant basins with Redomil 0.2% (2g/litre of water). Spray the same on the leaves also.

Coconut	All stages	<p>Yellowing of coconut</p> 	<ol style="list-style-type: none"> <li>1) Cut two green leaves from the bottom layer, to reduce the water loss from the tree.</li> <li>2) Apply coir pith/coir pith compost in the basins to increase water holding capacity</li> <li>3) Mulch the basins with dried leaves</li> <li>4) Adopt drip irrigation. This will minimize the irrigation water loss.</li> <li>5) Apply borax @ 200g/palm and zinc sulphate @ 100g/palm and magnesium sulphate @500g/palm</li> </ol> <p>Protect the newly planted young seedlings from direct sunlight falling on it by providing good shades.</p>
Coconut	All stages	<p>Rhinoceros beetle</p>  <p>Dwarf varieties are more vulnerable to the attack.</p>	<p>Take out the beetles from the attacked palm crown using beetle hook. Swab the hole made by the beetles with Bordeaux paste to prevent entry of fungus through the cut surface.</p> <p>Clean the crown and the top most three leaf axils around the spindle may be filled with 250 gm sand which is mixed with 6g ferterra. This should be done thrice in a year ie, during May, September, and January.</p> <p>Keep complete field sanitation.</p>
Mango	Fruit setting stage	<p>Mango fruit flies</p> 	<p>Collect and destroy the fallen fruits by taking deep pits atleast 60 cm depth.</p> <p>Set up pheromone trap (methyl eugenol trap) @ 1 trap/15 cents.</p>
Bovines	<b>Viral diseases like lumpy skin and foot and mouth diseases</b>		<p>Adopt vaccination.</p> <p>Keep cattle sheds and its surroundings hygienic.</p>

Sd/-  
Nodal Officer,  
GKMS Project, RARS Pilicode