



Agromet Advisory Bulletin for the District, Kasaragod

(Valid from 17.03.2021 to 21.03.2021)

(Issued jointly by Kerala Agricultural University Regional Agricultural Research Station Pilicode & India Meteorological Department)



Bulletin Number: Pilicode/Ksd-22/2021

Date: 16/03/2021

A. Weather Summary of preceding five days





Rainfall, mm	Max. temp., °C	Min. temp., °C	R. H., %	Wind speed, Km/h
0.0	33.5 – 34.0	23.0 – 24.8	58– 92	00 – 3.4

B. Weather forecast for next five days

Parameters	17-03-2021	18-03-2021	19-03-2021	20-03-2021	21-03-2021
Rainfall, mm	0.2	0	0	0	0
Max. Temp, °C	35	35	35	35	35
Min. Temp, °C	24	24	24	24	24
Max. Relative Humidity, %	83	83	83	83	83
Min. Relative Humidity, %	67	67	67	67	67
Wind speed, km/h	12	18	12	16	14
Wind direction, degrees	230	230	250	270	270
Total cloud cover, octa	3	6	7	7	6

C. Agrometeorological Advisories

Crop	Stages	Problems	Agro-meteorological advisories
General conditions		Few chances for rainfalls.	
Coconut	All stages	Drought Management	<ol style="list-style-type: none"> 1) Cut two green leaves from the bottom layer, to reduce the water loss from the tree. 2) Apply coir pith/coir pith compost in the basins to increase water holding capacity 3) Mulch the basins with dried leaves 4) Adopt drip irrigation. This will minimize the irrigation water loss. <p>Protect the newly planted young seedlings from direct sunlight falling on it by providing good shades.</p>

Various crops	Various stages	<p style="text-align: center;">Sucking pests</p>  <p>The climate is favourable for the spread of sucking pests like mealy bug, jasids, aphids, mites, bugs etc. If not controlled properly they will act as vectors and may spread virus diseases.</p>	<p>To control the pests apply neem oil emulsion (5 ml. neem oil mixed in one litre of luke warm soap water solution)</p> <p style="text-align: center;">Or</p> <p>Apply malathion 50 EC @ 2 ml + neem oil 4ml per litre of water</p>
Arecanut	Bearing palms	<p style="text-align: center;">Inflorescence die back and button shedding</p> 	<p>Warm humid conditions may cause this disease. Spray Hexaconazole (Contaf) 1 ml/litre or Bordeaux mixture 1%. Repeat after 20-25 days.</p>
Mango	Fruit Ripening stage	<p style="text-align: center;">Mango fruit flies</p> 	<p>Harvest matured mangoes before ripening. Mix cool water and boiling water in equal proportion and dissolve common salt at the rate of one tablespoon per liter of the water mix. Dip the harvested matured mangoes in this warm saline solution for two minutes. After that take out the mangoes, wipe the water on them with cotton cloths and keep for ripening.</p>
Poultry and pet birds	Different stages	<p style="text-align: center;">Summer stress</p> 	<p>To combat heat stress, the poultry sheds should be protected from direct sunlight, roofing can be painted white to reflect heat, fans can be fitted, cool water can be sprayed, plenty of clean water can be provided with ice, glucose and 0.1 % sodium bicarbonate, feed offered during the cooler parts of the day can be supplemented with 20% extra vitamins, phosphorous and vitamin C.</p>