



Agromet Advisory Bulletin for the District, Kasaragod

(Valid from 19.07.2025 to 23.07.2025)

(Issued jointly by Kerala Agricultural University Regional Agricultural Research Station Pilicode & India Meteorological Department)



Bulletin Number: Pilicode/ Ksd -57/2025

Date: 18/07/2025

A. Weather Summary of preceding four days



Rainfall, mm	Max. temp., °C	Min. temp., °C	R. H., %	Wind speed, Km/h
258.4	26.4– 28.7	23.2 – 23.7	89 – 98	00 – 01




B. Weather forecast for next five days

Parameters	19-07-2025	20-07-2025	21-07-2025	22-07-2025	23-07-2025
Average Rainfall, mm	40	50	45	30	30
Max. Temp, °C	28	28	28	28	28
Min. Temp, °C	23	23	23	23	23
Max. Relative Humidity, %	94	94	94	94	94
Min. Relative Humidity, %	90	90	90	90	90
Wind speed, km/h	5	5	4	4	4
Wind direction, degrees	320	290	320	320	290
Total cloud cover, octa	8	8	8	8	8

C. Agrometeorological Advisories

Crop	Stages	Problems	Agro-meteorological advisories
General Condition	Extremely Heavy Rainfall**		
	The sky will be cloudy. High relative humidity will be experienced. The atmospheric temperature will come down.		
	There will be extremely heavy rainfall on July 19 & 20.		
	There will be heavy to very heavy rainfalls on July 21 in isolated places.		
Weather warning	There will be heavy rainfalls on July 22 in isolated places.		
Weather warning	Chances for extremely heavy rainfall on July 18.		
Impacts	Difficultly in drying agricultural produce in open conditions.		
	Chances for fall off of slender stemmed fruits and vegetables.		
	Chances for water stagnation in the fields.		
General Recommendations	Drain the stagnating water from the cultivated areas where heavy water stagnations occurred due to the last five days heavy rainfalls		
	Harvest all the ripened products if any quickly. Do not keep the harvested products in the field itself.		
	Do not attempt to dry the products like rice, rubber, copra, pulses, vegetable seeds, etc directly under sun.		

	<p>Give popping to all soft slender stemmed crops like banana, vegetables, climbers etc. Clean the drainage channels in crop lowlands to enable proper drainage of excess water in case of exigencies if any.</p> <p>Do not shelter the cattle in houses with weak structures.</p> <p>Keep animal feeds, seeds, fertilizers etc. in termite free and moist free rooms on elevated platforms coated with wooden panels.</p> <p>Avoid activities under open conditions while there is lightning. Also do not expose livestock to such unfavorable weather conditions.</p> <p>Seedlings of tree crops can be planted now. Ensure proper distance between the plants. The $\frac{2}{3}$ portions of the pits should be filled with mixture of topsoil and powdered dry cow dung/compost.</p> <p>Spraying should be done only if sufficient intervals are available between the rainfalls. Use sticking agents like</p>		
Paddy	Seedlings(Nursery/ Transplanted)	<p>Leaf folder</p> 	<p>If leaf folder attack is seen, unfold the leaves by rolling thorny wires/twigs over the canopy. If the attack is severe spot spraying of flubendiamide @ 1.0 ml/10L is recommended. Attack will be more in shaded conditions. Avoid excessive Nitrogenous fertilizers</p>
Coconut	Newly planted seedlings	<p>Water stagnation and decaying of growing bud (bud rot)</p>	<p>Do not allow water stagnation in the planted pits. Provide bunds around the pits to prevent the collection of runoff water in the pits.</p> <p>After the cessation of heavy rainfall, spray 1 % Bordeaux Mixture on the leaves and growing buds, only after mixing with a sticking agent to the fungicide.</p>
Coconut	All stages	<p>Rhinoceros beetle</p>  <p>Dwarf varieties and young palms are more vulnerable to the attack.</p>	<p>Take out the beetles from the attacked palm crown using beetle hook. Swab the hole made by the beetles with Bordeaux paste to prevent entry of fungus through the cut surface.</p> <p>Old fishnets can be reused for controlling the pest. Cut the nets into pieces of size 1m x 0.5m. Keep the middle portion of the net, lengthwise into the axils of 3rd and 4th leaf whirls of the palm. Push the net firmly with small stones into the axils. The hanging sides of the net should be kept open. The beetles will be trapped in the nets and get destroyed. Care should be taken to move the nets to upper leaf axils accordingly while fresh leaves are emerging.</p>

Black pepper	Bearing stage	<p>Pollu beetle</p> 	Mix quinalphos 25%EC (@ 2ml per litre) with 1% of Bordeaux mixture and spray
Black pepper	All stages	<p>Foot rot</p> 	<p>As prophylactic measure, apply 150 gram of Trichoderma enriched neem cake - cow dung mixture in the basins of the vines and incorporate thoroughly with the soil.</p> <p>If disease already appeared, drench soil in the plant basins with Redomil 0.2% (2g/litre of water). Spray the same on the leaves also.</p>
Banana	Various stages of growth	<p>Rhizome rot</p> 	<p>Ensure good drainage in the garden</p> <p>Drench with Streptocyclin antibiotic (@2g/10L)</p> <p>Or</p> <p>Copperhydroxide (20g/10L) at the basin of the plant.</p>
Poultry	Various stages of growth	<p>Cage hygiene</p>	<p>Keep the cages dry. If moisture persists, ammonia may be generated from the droppings which will adversely affect the health of the birds.</p>

**** Warning colour codes of rainfall (for disaster management)**

Warning (Take actions)	Alert (Be prepared)	Watch (Be updated)	No warning (No actions)
-------------------------------	----------------------------	---------------------------	--------------------------------

Sd/-
Nodal Officer,
GKMS Project, RARS Pilicode