

Bulletin Number: Pilicode/Ksd-93/2020

Date: 20/11/2020



A. Weather Summary of preceding four days






Rainfall, mm	Max. temp., °C	Min. temp., °C	R. H., %	Wind speed, Km/h
23.2	27.0 – 30.0	23.0 – 24.5	86– 92	01-02

B. Weather forecast for next five days

Parameters	21.11.2020	22.11.2020	23.11.2020	24.11.2020	25.11.2020
Rainfall, mm	0	0	0	0	0
Max. Temp, °C	33	33	33	33	33
Min. Temp, °C	23	23	23	23	23
Max. Relative Humidity, %	90	90	90	90	90
Min. Relative Humidity, %	68	68	68	68	68
Wind speed, km/h	14	16	10	10	10
Wind direction, degrees	270	230	230	250	250
Total cloud cover, octa	5	3	3	2	5

C. Agrometeorological Advisories

Crop	Stages	Problems	Agro-meteorological advisories
General conditions		<p style="background-color: #008000; color: white; padding: 5px;">Very low rainfalls may occur in isolated one or two places.</p> <p>Rice, Copra and Rubber should not be left in the drying yards during night.</p>	
Paddy	All stages	Bacterial leaf blight 	Spray supernatant solution of the cow dung water mixture (Dispense 20g cow dung in 1 L of water and filter the solution through muslin cloth). Place bags containing bleaching powder (2kg/acre) in the paddy field at the entry face of running water into the field If the infection is severe spray Streptocyclin 30g/200 L of water for 1acre.
Rice	Various stages	Leaf roller 	If leaf folder attack is seen, unfold the leaves by rolling thorny wires/twigs over the canopy. Attack will be more in shaded conditions. Avoid excessive Nitrogenous fertilizers. If the attack is severe spot spraying of Coragen® @3ml/10 ltr of water is also advised.

Coconut	Various stages	<p>Nut fall / Button shedding</p> 	<p>If nuts fall with the presence of sunken lesions at the perianth region having clear margins, spray the bunches with calyxin (@1ml per litre of water) mixed with a sticking agent, Agrowet (@ 1ml/litre).</p>
Vegetables	Cucurbitaceous vegetables :- Flowering and fruit setting	<p>Melon fruit flies</p> 	<p>Keep pheromone traps.</p> <p>Spray Malathion:- Mix 2 ml of Malathion in one litre of water. Dissolve 10g of jaggery in the solution to attract the flies. Spray this solution on lower sides of the leaves</p>
Vegetables	All stages	<p>Downy mildew on cucurbits</p> 	<p>As a prophylactic measure apply 'Mancozeb' (@ 2g/l of water). If disease appeared, spray Akomin® (@3ml/L) on both surfaces of the leaves, thrice at 15 days interval. Remove and burn out the infested leaves.</p>
Banana	All stages	<p>Pseudostem weevil</p> 	<p>Adopt good field sanitation.</p> <p>Apply Beauveria bassiana @ 20 g/l at 5, 6 and 7 month after planting.</p> <p>If affected, spray fipronil 0.015% (Fipronil 5SC @ 3 ml/l).into the wholes created by weevils on the pseudostem.</p>
Mango	Fruit setting stage	<p>Mango fruit flies</p> 	<p>Collect and destroy the fallen fruits by taking deep pits atleast 60 cm depth.</p> <p>Set up pheromone trap (methyl eugenol trap) @ 1 trap/15 cents.</p>

Sd/-
Nodal Officer,
GKMS Project, RARS Pilicode