

Bulletin Number: Pilicode/Ksd-67/2020

Date: 21/08/2020



A. Weather Summary of preceding four days







Rainfall, mm	Max. temp., °C	Min. temp., °C	R. H., %	Wind speed, Km/h
54.7	26.5 – 30.5	23.5 – 24.0	75– 96	01 -02

B. Weather forecast for next five days

Parameters	22.08.2020	23.08.2020	24.08.2020	25.08.2020	26.08.2020
Rainfall, mm	20	10	10	15	2
Max. Temp, °C	30	30	30	30	30
Min. Temp, °C	23	23	23	23	23
Max. Relative Humidity, %	98	98	98	98	98
Min. Relative Humidity, %	80	80	80	80	80
Wind speed, km/h	10	10	12	14	14
Wind direction, degrees	250	270	290	290	290
Total cloud cover, octa	8	7	8	8	7

C. Agrometeorological Advisories

Crop	Stages	Problems	Agro-meteorological advisories
General conditions		<p>There will be isolated rainfalls and moderate winds on coming days.</p> <p>Apply 1/3rd of nitrogen and half dose of potash at panicle initiation stage of rice.</p> <p>There may be Bud rot and stem bleeding in coconut.</p>	
Paddy	Panicle initiation	<p>Leaf folder</p> 	<p>If leaf folder attack is seen, unfold the leaves by rolling thorny wires/twigs over the canopy. Attack will be more in shaded conditions. Avoid excessive Nitrogenous fertilizers.</p> <p>If the attack is severe spot spraying of Coragen[®] @3ml/10 ltr of water is also advised.</p>
		<p>Rice bug</p> 	<p>Keep the field and bunds free of weeds and grasses.</p> <p>If attack is seen apply fish amino acid @ 20 ml/litre.</p>

Paddy	All stages	<p>Blast disease</p> 	Spray Fugione or Nativo (@ 2ml/litre of water)
		<p>Blue beetle</p> 	<p>Keep the field in water drained condition.</p> <p>After three days, apply kerosene emulsion (at the rate of 15 ml kerosene mixed with 1 L soap solution)</p>
Coconut	All stages	<p>Stem bleeding</p> 	<p>Chisel out the affected parts and apply Bordeaux paste.</p> <p>Drench the palm basin (2m radius) with 40 litres of 1% Bordeaux mixture.</p> <p>After one month, apply 5 kg Trichoderma enriched neem cake and 500g of Ayar® (micro nutrient mixture)</p>
		<p>Bud rot</p> 	<p>As a preventive measure, small perforated sachets containing 2 g of mancozeb may be tied to the top leaf axil. When rains, a small quantity of the fungicide is released from the sachets to the leaf base and thus protecting the palm.</p> <p>Spray 1% Bordeaux mixture on the crown of palms.</p>
Banana	Various stages of growth	<p>Rhizome rot</p> 	<p>Ensure good drainage in the garden</p> <p>Drench with Streptocyclin antibiotic (@2g/10L)</p> <p>Or</p> <p>Copperhydroxide (20g/10L) at the basin of the plant.</p>
Areca nut	All stages	<p>Mahali disease</p> 	Apply Bordeaux mixture (1%) to the bunch and leaves.