



## Agromet Advisory Bulletin for the District, Kasaragod

(Valid from 22.12.2021 to 26.12.2021)

(Issued jointly by Kerala Agricultural University Regional Agricultural Research Station Pilicode & India Meteorological Department)



Bulletin Number: Pilicode/Ksd-102/2021

Date: 21/12/2021

### A. Weather Summary of preceding five days





Rainfall, mm	Max. temp., °C	Min. temp., °C	R. H., %	Wind speed, Km/h
00	32.0 – 32.0	18.5 – 22.0	56 – 96	2.8 – 5.3





### B. Weather forecast for next five days

Parameters	22-12-2021	23-12-2021	24-12-2021	25-12-2021	26-12-2021
Rainfall, mm	0	0	0	0	0
Max. Temp, °C	34	34	34	34	34
Min. Temp, °C	20	20	20	20	20
Max. Relative Humidity, %	81	81	81	81	81
Min. Relative Humidity, %	58	58	58	58	58
Wind speed, km/h	8	8	8	8	8
Wind direction, degrees	270	270	320	320	320
Total cloud cover, octa	2	2	2	2	2

### C. Agrometeorological Advisories

Crop	Stages	Problems	Agro-meteorological advisories
			<b>No rain</b>
<b>General conditions</b>			The sky will be cloudy to partially cloudy. Low night temperature and high day temperature will be experienced. Hence there will be large difference between day time temperature and night temperature. The atmospheric humidity also will be high.
			Fungal diseases like blight, leaf spots and wilt may spread in crops. Keep vigilance. Take control measures in the beginning stage of diseases.
			In plantation crops, water conservation measures should be adopted. Powdering the top soil uniformly spreading in the field, rain water harvesting pits (for which the bunds are strengthened by pineapple, vetiver etc.), cover cropping (especially with leguminous plants), coconut husk/coir pith drenching etc. will help to conserve the post monsoon rain water for a long period of time in the fields.

Paddy	Grain filling	<p>Rice bug</p> 	<p>Strict vigilance is necessary at milky stage. Keep the field and bunds free of weeds and grasses.</p> <p>If attack is seen apply fish amino acid @ 20 ml/litre.</p>
Coconut	All stages	<p>Rhinoceros beetle</p>  <p>Dwarf varieties and young palms are more vulnerable to the attack.</p>	<p>Take out the beetles from the attacked palm crown using beetle hook. Swab the hole made by the beetles with Bordeaux paste to prevent entry of fungus through the cut surface.</p> <p>Old fishnets can be used for controlling the pest. Cut the nets into pieces of size 1m x 0.5m. Keep the middle portion of the net, lengthwise into the axils of 3<sup>rd</sup> and 4<sup>th</sup> leaf whirls of the palm. Push the net firmly with small stones into the axils. The hanging sides of the net should be kept open. The beetles will be trapped in the nets and get destroyed. Care should be taken to move the nets to upper leaf axils accordingly while fresh leaves are emerging.</p>
Black pepper	All stages	<p>Pollu disease</p> 	<p>Spray hexaconazole (@ 2ml/litre of water)</p>
Cashew	Seedlings (up to four years)	<p>Tea mosquito attack and associated fungal diseases</p> 	<p>Prophylactic spray of combination of Bordeaux mixture (1% strength) + quinalphos (2ml/litre of the Bordeaux mixture )</p> <p>If die back is seen apply combination of hexaconazole and malathione (@ hexaconazole 1ml + malathione 1ml per litre of water)</p>

Jack	Various stages	Fruit fall due to fungal infections 	Spray Bordeaux mixture (1% strength)
Mango	Flowering stage	Mango hoppers 	Spray Azadirachtin (@5ml/litre Azadirachtin 3000pmm)
Mango	Different stages	Anthraxnose disease 	Spray copper oxy chloride or hexaconazole (@ 2ml/litre of water)
Bitter gourd	All stages	Downy mildew 	As a prophylactic measure apply 'Mancozeb' (@ 2g/l of water). If disease appeared, spray Saaf (2g/litre of water)
Bovines	<b>Viral diseases like lumpy skin and foot and mouth diseases</b>		Adopt vaccination. Keep cattle sheds and its surroundings hygienic.
Goats	PPR disease		Adopt vaccination. Keep cattle sheds and its surroundings hygienic