

आजादी
का
अमृत महोत्सव



Agromet Advisory Bulletin
Kasaragod District
(Valid from 23.03.2022 to 27.03.2022)



Agromet Advisory Bulletin for the District, Kasaragod

(Valid from 23.03.2022 to 27.03.2022)

(Issued jointly by Kerala Agricultural University Regional Agricultural Research Station Pilicode & India Meteorological Department)



Bulletin Number: Pilicode/Ksd-23/2022	Date: 22/03/2022
--	-------------------------

A. Weather Summary of preceding four days





Rainfall, mm	Max. temp., °C	Min. temp., °C	R. H., %	Wind speed, Km/h
16.5	33-34	21.5-22.5	92-93	03.4-4




B. Weather forecast for next five days

Parameters	23-03-2022	24-03-2022	25-03-2022	26-03-2022	27-03-2022
Rainfall, mm	2	5	0	4	0
Max. Temp, °C	35	35	35	35	35
Min. Temp, °C	26	25	25	25	25
Max. Relative Humidity, %	90	90	90	90	90
Min. Relative Humidity, %	60	60	60	60	60
Wind speed, km/h	6	6	6	6	6
Wind direction, degrees	270	270	270	270	270
Total cloud cover, octa	6	7	6	6	5

C. Agrometeorological Advisories

Crop	Stages	Problems	Agro-meteorological advisories
Isolated and light to moderate rainfalls			
General conditions			<p>The sky will be cloudy or partially cloudy. High atmospheric temperature and relative humidity will be experienced.</p> <p>Avoid activities in open field conditions during 12 AM to 3 PM.</p> <p>There will be light to moderate rainfalls with lightning in isolated places.</p>
General Recommendations			<p>Summer rains have prime role in coping up drought. Hence maximum water harvesting should be ensured in the fields. Clean the rain pits. Cover the soil with dried leaves, especially the basins of crops. The opened tree basins which are partially filled after fertilizer application, can act as very good water harvesting structures. Divert the runoff water to such tree basins by drawing furrows.</p> <p>In rice fallows, organic manure seeds (Daincha, sunhemp, cowpea etc) can be sown during this time. These can be harvested at its 45 days of growth, just before flowering. This will not only help in fixing nitrogen into the soil, but also control the weeds growth in the fields. If there is sufficient soil moisture at the time of harvest, incorporate them into the soil through deep ploughing. Other wise use it for preparation of composts.</p>

Various crops	Various stages	<p style="text-align: center;">Sucking pests</p>  <p>The climate is favourable for the spread of sucking pests like mealy bug, jasids, aphids, mites, bugs etc. If not controlled properly they will act as vectors and may spread virus diseases.</p>	<p>To control the pests apply neem oil emulsion (5 ml. neem oil mixed in one litre of luke warm soap water solution)</p> <p style="text-align: center;">Or</p> <p>Apply malathion 50 EC @ 2 ml + neem oil 4ml per litre of water</p>
Paddy	Grain filling	<p style="text-align: center;">Rice bug</p> 	<p>Strict vigilance is necessary at milky stage. Keep the field and bunds free of weeds and grasses.</p> <p>If attack is seen apply fish amino acid @ 20 ml/litre.</p>
Coconut	All stages	<p style="text-align: center;">Stem bleeding</p> 	<p>Reduce the nut load by harvesting all the matured and about to matured nuts</p> <p>Chisel out the affected parts and apply Hexaconazole (Contaf®) 5ml/litre solution in the wound. After getting the wound dried, immediately smear the spot with Rubbercoat®.</p> <p>Drench the palm basin (2m radius) with Hexaconazole (Contaf®), 50ml dissolved in 25 litre of water per palm at monthly intervals, for 5months or till the disease fully disappears.</p> <p>Spread lime thickly in the basins and incorporate with the soil.</p>
Banana	Planting stage	<p>Diseases. which are transmitted through suckers (Kokkan, Bunchy top and Panama wilt) etc</p>	<p>To avoid the spread of disease select suckers only from healthy plants/fields, only after visiting the fields in person.</p>
Mango	Fruit setting stage	<p style="text-align: center;">Mango fruit flies</p> 	<p>Collect and destroy the fallen fruits by taking deep pits atleast 60 cm depth.</p> <p>Set up pheromone trap (methyl eugenol trap) @ 1 trap/15 cents.</p>

Arecanut	Bearing palms	<p>Inflorescence die back and button shedding</p> 	<p>Warm humid conditions may cause this disease. Spray Hexaconazole (Contaf) 1 ml/litre or Bordeaux mixture 1%. Repeat after 20-25 days.</p>
Animal Husbandry	All stages	<p>Summer Stress</p> 	<p>The rise in temperature will affect the thermoregulatory mechanism of dairy cattle. This will cause increase in body temperature, rapid shallow breathing, increased heart rate, profuse salivation, and reduced feed intake. This in turn results in severe production loss and reduced breeding efficiency in dairy cattle.</p> <p>Provide pure drinking water to the dairy cattle (45 to 60 litres of water), Allow grazing only during the cooler parts of the day. Provide shading. Shelter them in thatched roofings of minimum 9 ft. height with ample ventilation. Providing fans, misting and fogging assembly in cattle sheds will help them to regulate body temperature. Also ensure minerals fortified feeds.</p>
Poultry and pet birds	Different stages	<p>Summer stress</p> 	<p>To combat heat stress, the poultry sheds should be protected from direct sunlight, roofing can be painted white to reflect heat, fans can be fitted, cool water can be sprayed, plenty of clean water can be provided with ice, glucose and 0.1 % sodium bicarbonate, feed offered during the cooler parts of the day can be supplemented with 20% extra vitamins, phosphorous and vitamin C.</p>

Sd/-
Nodal Officer,
GKMS Project, RARS Pilicode