

आजादी  
का  
अमृत महोत्सव



**Agromet Advisory Bulletin**  
**Kasaragod District**  
**(Valid from 23.04.2022 to 27.04.2022)**



## Agromet Advisory Bulletin for the District, Kasaragod

(Valid from 23.04.2022 to 27.04.2022)

(Issued jointly by Kerala Agricultural University Regional Agricultural Research Station Pilicode & India Meteorological Department)



Bulletin Number: Pilicode/Ksd-32/2022

Date:22/04/2022

### A. Weather Summary of preceding four days



Rainfall, mm	Max. temp., °C	Min. temp., °C	R. H., %	Wind speed, Km/h
0.0	33.0-34.5	25.5-27.4	92-94	04.0-06.6





### B. Weather forecast for next five days

Parameters	23-04-2022	24-04-2022	25-04-2022	26-04-2022	27-04-2022
Rainfall, mm	2	0.1	0.5	1	2
Max. Temp, °C	37	37	37	37	37
Min. Temp, °C	28	28	28	28	28
Max. Relative Humidity, %	78	78	78	78	78
Min. Relative Humidity, %	65	65	65	65	65
Wind speed, km/h	8	8	8	8	8
Wind direction, degrees	250	250	290	270	270
Total cloud cover, octa	6	4	6	6	5

### C. Agrometeorological Advisories

Crop	Stages	Problems	Agro-meteorological advisories
			<b>Isolated light to moderate rainfalls with thunderstorm and heavy wind</b>
<b><u>General conditions</u></b>			<p>The sky will be cloudy or partially cloudy. High atmospheric temperature and relative humidity will be experienced.</p> <p>There will be light to moderate rainfalls with lightning and thunderstorm in isolated places.</p> <p>As per the extended rainfall forecasts, there are chances for large excess rainfalls than the normal up to 05.02.2022</p>
<b><u>General Recommendations</u></b>			<p><b>Harvest all the ripened fields quickly. Do not heap the harvested products in the field itself. Take care while drying the harvested rice directly under the sun, especially during the afternoon periods.</b></p> <p><b>Take care while drying the harvested products like rice, rubber, copra, pulses, vegetable seeds, etc directly under sun.</b></p> <p><b>Give popping to all soft slender stemmed crops like banana, vegetables, climbers etc. Clean the drainage channels in crop lowlands to enable proper drainage of excess water in case of</b></p>

	<p><b>exigencies if any.</b></p> <p><b>Keep animal feeds, seeds, fertilizers etc. in termite free and moist free rooms on elevated platforms coated with wooden pannels.</b></p> <p>Avoid activities under open field conditions during 12 AM to 3 PM on the days with high temperature. Also avoid activities under open conditions while there is lightning and heavy winds. Also do not expose livestock to such unfavorable weather conditions.</p>	
Paddy (Viruppu: First crop season)	Land preparation	If the level of soil moisture content in the paddy field is optimum for ploughing, the tilling operations can be started. With the first ploughing itself, incorporate powdered FYM/compost or green manures (@ 5t/ha) to the soil.
Black Pepper	Bearing	High intensity rainfalls may cause non uniform pollination as the pollen grains might have taken away quickly by the high velocity of the falling raindrops. To ensure uniform pollination in the spikes, lightly spray water on rain free days.
Coconut	All stages	<p><b>Rhinoceros beetle</b></p>  <p>Dwarf varieties and young palms are more vulnerable to the attack.</p> <p>Take out the beetles from the attacked palm crown using beetle hook. Swab the hole made by the beetles with Bordeaux paste to prevent entry of fungus through the cut surface.</p> <p>Old fishnets can be reused for controlling the pest. Cut the nets into pieces of size 1m x 0.5m. Keep the middle portion of the net, lengthwise into the axils of 3<sup>rd</sup> and 4<sup>th</sup> leaf whirls of the palm. Push the net firmly with small stones into the axils. The hanging sides of the net should be kept open. The beetles will be trapped in the nets and get destroyed. Care should be taken to move the nets to upper leaf axils accordingly while fresh leaves are emerging.</p>
Coconut	All stages	<p><b>Bud rot</b></p>  <p>Detection of disease at its early stage will help to adopt efficient corrective measures. Cut and remove the affected tissues from the crown and apply Bordeaux paste. After that cover the cut surface with polythene sheets to protect it from rain falls until new leaf emerges.</p> <p>Burn the removed tissues immediately.</p> <p>As a prophylactic measure apply Trichoderma cakes of spray 1% Bordeaux mixture into the axils of top leaves of the surrounding palms</p>

Black pepper	All stages	<p>Foot rot</p> 	<p>As prophylactic measure, apply 150 gram of Trichoderma enriched neem cake - cow dung mixture in the basins of the vines and incorporate thoroughly with the soil.</p> <p>If disease already appeared, drench soil in the plant basins with Redomil 0.2% (2g/litre of water). Spray the same on the leaves also.</p>
Areca nut	Bearing Stage	<p>Mahali disease</p>	<p>Apply Bordeaux mixture (1%) to the bunch and leaves.</p>
Banana	Various stages of growth	<p>Sigatoka leaf spot</p> 	<p>Cut and burn all affected leaves.</p> <p>Spray Tilt or Contaf (@ 2ml per litre).</p>
Banana	All stages	<p>Pseudo stem weevil</p> 	<p>Adopt good field sanitation.</p> <p>Remove the affected parts and burn it using kerosene.</p> <p>Apply Beauveria bassiana @ 20 g l<sup>-1</sup> at 5, 6 and 7 month after planting, into the leaf axils.</p> <p>If attacked holes and yellowing are seen, apply Fipronil 0.015% (3 ml l<sup>-1</sup>) into the leaf axils.</p>
Animal Husbandry	All stages	<p>Heat Stress</p> 	<p>Provide pure drinking water to the dairy cattle (45 to 60 litres of water), Allow grazing only during the cooler parts of the day. Provide shading. Shelter them in thatched roofings of minimum 9 ft. height with ample ventilation. Providing fans, misting and fogging assembly in cattle sheds will help them to regulate body temperature. Also ensure minerals fortified feeds.</p>

Sd/-  
Nodal Officer,  
GKMS Project, RARS Pilicode