



# Agromet Advisory Bulletin for the District, Kasaragod

(Valid from 24.05.2025 to 28.05.2025)

(Issued jointly by Kerala Agricultural University Regional Agricultural Research Station Pilicode & India Meteorological Department)



Bulletin Number: Pilicode/ Ksd -41/2025

Date: 23/05/2025

## A. Weather Summary of preceding four days





Rainfall, mm	Max. temp., °C	Min. temp., °C	R. H., %	Wind speed, Km/h
252.7	26.7 – 32.0	23.9 – 25.1	71 – 100	00 – 02


## B. Weather forecast for next five days

Parameters	24-05-2025	25-05-2025	26-05-2025	27-05-2025	28-05-2025
Average Rainfall, mm	25	80	80	60	25
Max. Temp, °C	31	30	28	28	28
Min. Temp, °C	25	25	24	24	24
Max. Relative Humidity, %	96	98	98	98	98
Min. Relative Humidity, %	90	90	90	90	90
Wind speed, km/h	8	4	8	12	4
Wind direction, degrees	200	230	270	290	270
Total cloud cover, octa	8	8	8	8	8

## C. Agrometeorological Advisories

Crop	Stages	Problems	Agro-meteorological advisories
<b>General Condition</b>	<b>Extremely Heavy Rainfall**</b>		
	The sky will be cloudy. High relative humidity will be experienced. The atmospheric temperature will come down		
	There will be heavy to very heavy rainfall on May 23, 27 in isolated places.		
	There will be extremely heavy rainfalls from May 24 to 26.		
<b>Weather warning</b>	Heavy to heavy rainfall is very likely to occur at isolated places over Kasaragod district on May 23.		
<b>Impacts</b>	<p>Difficulty in drying agricultural produce in open conditions.</p> <p>Chances for fall off of slender stemmed fruits and vegetables.</p> <p>Chances for water stagnation in the fields.</p> <p>Lightning may injure people and cattle at open place.</p> <p>Dispersion of soil from the field and hence seed displacement and poor germination of seeds.</p>		
<b>General Recommendations</b>	<p>Take care while drying the harvested products like rice, rubber, copra, pulses, vegetable seeds, etc directly under sun.</p> <p>Do not heap the harvested products in the field itself.</p> <p>Give popping to all soft slender stemmed crops like banana, vegetables, climbers etc.</p> <p>Clean the drainage channels in crop lowlands to enable proper drainage of excess water in case of exigencies if any.</p>		

	<p>Do not shelter the cattles in shelters having weak structures.</p> <p>Keep animal feeds, seeds, fertilizers etc. in termite free and moist free rooms on elevated platforms coated with wooden pannels.</p> <p>Spraying should be done when there is no rainfall</p>		
Paddy (Viruppu: First crop season)	Main Land preparation	<p>If the level of soil moisture content in the paddy field is optimum for ploughing, the tilling operations can be started. With the first ploughing itself, incorporate powdered FYM/compost or green manures (@ 5t/ha) to the soil.</p>	
Coconut	Land preparation for sowing	<p>Preparations for planting seedlings can be started. Take pits of size 1mx1mx1m. In laterite soils 1.2mx1.2mx1.2m sized pits are required. Fill 1/3 portion of the pits with a mixture of topsoil, powdered FYM and wood ash taken in equal proportion. Bunds should be provided on banks of the pits to prevent collection and stagnation of runoff water in the pits.</p>	
Coconut	All stages	<p>Bud rot</p> 	<p>As a preventive measure, small perforated sachets containing 2 g of mancozeb may be tied to the top leaf axil. When rains, a small quantity of the fungicide is released from the sachets to the leaf base and thus protecting the palm.</p> <p>Spray 1% Bordeaux mixture on the crown of palms.</p>
Areca nut	All stages	<p>Mahali disease</p> 	<p>Adopt clean cultivation</p> <p>Collect and burn fallen nuts.</p> <p>Prophylactic spraying of Bordeaux mixture (1%) to the bunch and leaves once before onset of south west monsoon and second and third applications at 40-45 days interval</p>
Banana	Various stages of growth	<p>Yellowing of leaf/Sigatoka leaf spot etc.</p> 	<p>As a profilatic measure drench the plant basins with Pseudomonas solution (scale: 20 g Psudomonas/litre of water)</p>
Black pepper	All stages	<p>Foot rot</p> 	<p>As prophylactic measure, apply 150 gram of Trichoderma enriched neem cake - cow dung mixture in the basins of the vines and incorporate thoroughly with the soil.</p> <p>If disease already appeared, drench soil in the plant basins with Redomil 0.2% (2g/litre of water). Spray the same on the leaves also.</p>

Ginger/ Turmeric	Sowing	Rot and wilt diseases	<p>As a precaution, use Trichoderma enriched Farm Yard Manure.</p> <p>OR</p> <p>Apply Trichoderma directly onto the moist soil (@ 25g each of Trichoderma per every 100 square meters of the seed bed).</p>
Cows	Carrying stage	Brucellosis	<p>Ensure hygienic conditions for the animals.</p> <p>If abortion is happened, isolate the animal immediately and report to the nearest veterinary hospital and closely follow the doctor's directions.</p> <p>Human beings are also vulnerable for the disease. Hence the farmers are advised to ensure personal hygiene.</p> <p>Calves of age 4 to 8 months should be vaccinated</p>
Livestock (Cows/Goats)	Milking	Mastitis 	<p>Mastitis: The disease is common on cows which are sheltered in unhygienic conditions.</p> <p><b>Prevention:-</b> Ensure hygienic conditions for the individual animals as well as their shelter and its surroundings. The milking machines should be cleaned properly after every use. Boost the immunity of cattle by supplementing feeds with vitamins and minerals containing health tonics.</p> <p>If disease appears, give medication under the supervision of a Veterinary doctor immediately.</p>

**\*\* Warning colour codes of rainfall (for disaster management)**

Warning (Take actions)	Alert (Be prepared)	Watch (Be updated)	No warning (No actions)
------------------------	---------------------	--------------------	-------------------------

Sd/-  
Nodal Officer,  
GKMS Project, RARS Pilicode