



Agromet Advisory Bulletin for the District, Kasaragod

(Valid from 24.08.2022 to 28.08.2022)

(Issued jointly by Kerala Agricultural University Regional Agricultural Research Station Pilicode & India Meteorological Department)



Bulletin Number: Pilicode/Ksd-67/2022

Date:23/08/2022

A. Weather Summary of preceding five days






| Rainfall, mm | Max. temp., °C | Min. temp., °C | R. H., % | Wind speed, Km/h |
|--------------|----------------|----------------|----------|------------------|
| 23.2 | 30.0 – 32.1 | 23.9 – 24.5 | 78 - 92 | 01 - 03 |




B. Weather forecast for next five days

| Parameters | 24-08-2022 | 25-08-2022 | 26-08-2022 | 27-08-2022 | 28-08-2022 |
|---------------------------|------------|------------|------------|------------|------------|
| Rainfall, mm | 15 | 25 | 14 | 11 | 9 |
| Max. Temp, °C | 29 | 29 | 29 | 29 | 29 |
| Min. Temp, °C | 24 | 24 | 24 | 24 | 24 |
| Max. Relative Humidity, % | 98 | 98 | 98 | 98 | 98 |
| Min. Relative Humidity, % | 95 | 95 | 95 | 95 | 95 |
| Wind speed, km/h | 4 | 6 | 4 | 4 | 4 |
| Wind direction, degrees | 290 | 320 | 320 | 320 | 340 |
| Total cloud cover, octa | 8 | 8 | 8 | 8 | 8 |

C. Agrometeorological Advisories

| Crop | Stages | Problems | Agro-meteorological advisories |
|--------------------------------|--|----------|--------------------------------|
| General conditions | Light to Moderate rainfalls ** | | |
| | <p>There will be light to moderate rainfalls (up 64.4mm within a time span of 24 hours.) There will be thunderstorms in isolated places.</p> <p>As per the extended rainfall forecast, there will be rain during the next week also.</p> <p>The sky will be cloudy. High relative humidity will be experienced. High atmospheric temperature and heat index will be felt during the rain free intervals.</p> | | |
| General Recommendations | <p>The prevailing climatic conditions may favour disease causing fungus to spread its fruiting bodies. Hence beware of diseases like rots and wilts in coconut, black pepper, banana, ginger etc. leaf blight and bacterial leaf blight in rice.</p> <p>Maintain hygiene conditions in crop fields. Infected and fallen nuts, leaves and tree parts should be removed from the fields and burnt.</p> <p>Postpone fertilizer application to the crops. Provide propping to tender stem crops like banana, tomato etc. Ensure sufficient drainage in crop fields. Beware of lightning.</p> | | |

| | | | |
|--------------|-----------------------------------|---|--|
| Paddy | Flowering to milky stage | <p>Rice bug</p>  | <p>Strict vigilance is necessary at milky stage. Keep the field and bunds free of weeds and grasses.</p> <p>If attack is seen apply fish amino acid @ 20 ml/litre.</p> |
| Paddy | All stages | <p>Brown spot disease</p>  | <p>Prophylactic spray of <i>Pseudomonas fluorescens</i> (@ 20g/l) is recommended.</p> <p>If disease appears only, spray fungicide Nativo® (@ 4g per 10 litres of water)</p> |
| Coconut | All stages | <p>Bud rot</p>  | <p>Detection of disease at its early stage will help to adopt efficient corrective measures. Cut and remove the affected tissues from the crown and apply Bordeaux paste. After that cover the cut surface with polythene sheets to protect it from rain falls until new leaf emerges.</p> <p>Burn the removed tissues immediately.</p> <p>As a prophylactic measure spray 1% Bordeaux mixture into the axils of top leaves of the surrounding palms</p> |
| Black pepper | Newly planted/early growth stages | <p>Quick wilt disease</p>  | <p>Spray Redomil (@2g/litre of water) or copper oxy chloride (@3g/litre of water)</p> <p>Drench the soil in the basins with the same preparation (@ 5 litre per vine) as mentioned above.</p> |
| Banana | Various stages of growth | <p>Sigatoka leaf spot</p>  | <p>There should not be any water stagnation in the basins of the crop.</p> <p>As a prophylactic measure spray <i>Pseudomonas</i> (@ 20g/litre) at fortnight intervals.</p> <p>If disease appears:-Cut and burn all affected leaves. Spray Carbendazim and Mancozeb (@ 2ml per litre) alternatively at fortnight intervals</p> |

| | | | |
|---------------------|------------------|--|---|
| Ginger and Turmeric | All stages | <p style="text-align: center;">Rhizome rot</p>  | <p>Drain the field. Drench the field with 1% Bordeaux mixture.</p> |
| Brinjal | Vegetative phase | <p style="text-align: center;">Thrips</p>  | <p>Spray “Raksha”, the organic insecticide released by KAU (@10g/litre) on both surface of leaves and stem</p> <p>If attack is severe spray quinalphos @ 2g/l of water</p> |
| Cow | Milking | <p style="text-align: center;">Mastitis</p>  | <p>The disease is common on cows which are sheltered in unhygienic conditions.</p> <p>Symptoms:- The symptoms are change in composition of milk and turning the milk into an yellow watery liquid , severe fever, lack of appetite, abortions etc. If not treated the cow may lose its milk yielding capacity permanently. Also the cow may lose mobility and gradually death may occur.</p> <p>Prevention:- Ensure hygienic conditions for the individual animals as well as their shelter and its surroundings The milking machines should be cleaned properly after every use. Boost the immunity of cattle by supplementing feeds with vitamins and minerals containing health tonics.</p> <p>If disease appears, give medication under the supervision of a Veterinary doctor immediately.</p> |

**** Warning colour codes of rainfall (for disaster management)**

| | | | |
|------------------------|---------------------|--------------------|-------------------------|
| Warning (Take actions) | Alert (Be prepared) | Watch (Be updated) | No warning (No actions) |
|------------------------|---------------------|--------------------|-------------------------|

Sd/-
Nodal Officer,
GKMS Project, RARS Pilicode