



आजदी का अमृत महोत्सव

Agromet Advisory Bulletin for the District, Kasaragod

(Valid from 24.11.2021 to 28.11.2021)

(Issued jointly by Kerala Agricultural University Regional Agricultural Research Station Pilicode & India Meteorological Department)



Bulletin Number: Pilicode/Ksd-94/2021	Date: 23/11/2021
---------------------------------------	------------------

A. Weather Summary of preceding six days







Rainfall, mm	Max. temp., °C	Min. temp., °C	R. H., %	Wind speed, Km/h
37.4	26.5 – 31.5	22.5 – 25.0	62 – 96	3.5 – 5.1





B. Weather forecast for next five days

Parameters	24-11-2021	25-11-2021	26-11-2021	27-11-2021	28-11-2021
Rainfall, mm	20	10	10	20	20
Max. Temp, °C	32	32	32	32	32
Min. Temp, °C	23	23	23	23	23
Max. Relative Humidity, %	98	98	98	98	98
Min. Relative Humidity, %	70	70	70	70	70
Wind speed, km/h	8	10	10	10	8
Wind direction, degrees	270	320	230	250	230
Total cloud cover, octa	7	7	4	8	7

C. Agrometeorological Advisories

Crop	Stages	Problems	Agro-meteorological advisories
			<p>Light to moderate rainfalls are very likely to occur</p>
			<p>The sky will be cloudy. Low night temperature and high day temperature will be experienced. Hence there will be large difference between day time temperature and night temperature. The atmospheric humidity also will be high.</p> <p>As per extended range forecast, cumulative normal rainfall is likely in the next two weeks.</p> <p>Keep all the drainage channels in fields open.</p> <p>Do not keep harvested produces like rice, rubber, copra, pulses, vegetables, seeds, etc. and fertilizers at open places.</p> <p>Beware of heavy wind and lightning. Avoid working when there is lightning. Don't rest under the trees and in weak shelters.</p> <p>Give strong propping to banana, vegetables and other soft stemmed crop plants.</p>
<p>General conditions</p> <p>After the heavy rain, due to increased humidity and temperature crops may get affected with fungal/bacterial diseases as given below. Keep vigilance and take control measures on time.</p>			

Paddy	All stages	<p>Bacterial leaf blight</p> 	<p>Spray supernatant solution of the cow dung water mixture (Dispense 20g cow dung in 1 L of water and filter the solution through muslin cloth). Place bags containing of bleaching powder (2kg/acre) in the paddy field. If the infection is severe spray Streptocyclin 30g/200 L of water for 1acre.</p>
Coconut	All stages	<p>Yellowing of coconut</p> 	<p>Incorporate lime or dolomite @ 1-2 kg/palm to the basins of the palms. After two weeks, apply borax @ 200g/palm and zinc sulphate @ 100g/palm and magnesium sulphate @ 500g/palm and potash @ 1kg/palm</p>
Coconut	All stages	<p>Bud rot</p> 	<p>Detection of disease at its early stage will help to adopt efficient corrective measures. Cut and remove the affected tissues from the crown and apply Bordeaux paste. After that cover the cut surface with polythene sheets to protect it from rain falls until new leaf emerges.</p> <p>Burn the removed tissues immediately.</p> <p>As a prophylactic measure spray 1% Bordeaux mixture into the axils of top leaves of the surrounding palms</p>
Coconut	Bearing stage	<p>Nut borer</p> 	<p>Harvest matured nuts. After that spray dimethoate (@2ml/litre of water) to the affected nuts/bunches</p>
Tomato	Growth phase	<p>Late blight</p> 	<p>Spray Redomil 0.2% (2g/litre of water) or Potassium phosphonate (2ml/litre of water)</p>
Black pepper	All stages	<p>Foot rot</p> 	<p>As prophylactic measure, apply 150 gram of Trichoderma enriched neem cake - cow dung mixture in the basins of the vines and incorporate thoroughly with the soil.</p> <p>If disease already appeared, drench soil in the plant basins with the same on the leaves also.</p>

Areca nut	Bearing Stage	<p>Mahali disease</p> 	Apply Bordeaux mixture (1%) to the bunch and leaves.
Banana	Various stages of growth	<p>Sigatoka leaf spot</p> 	<p>Cut and burn all affected leaves.</p> <p>Spray Tilt or Contaf (@ 2ml per litre)</p>
Ginger	All stages	<p>Fusarium wilt</p> 	Drain the field. Drench the field with copper oxy chloride solution (@2g/litre of water)
Turmeric	Rhizome formation stage	<p>Rhizome rot and leaf blight</p> 	Spray carbendazim (@2g/litre of water)
Rubber	All stages	<p>Collar rot</p>	Remove the affected plants. Drench the basins of the surrounding trees with 0.3% copper oxy chloride. Also Apply 1 kg dolomite in the root zones of the trees, as a preventive measure.

Sd/-
Nodal Officer,
GKMS Project, RARS Pilicode