



Agromet Advisory Bulletin for the District, Kasaragod

(Valid from 26.06.2021 to 30.06.2021)

(Issued jointly by Kerala Agricultural University Regional Agricultural Research Station Pilicode & India Meteorological Department)



Bulletin Number: Pilicode/Ksd-51/2021

Date: 25/06/2021

A. Weather Summary of preceding four days




Rainfall, mm	Max. temp., °C	Min. temp., °C	R. H., %	Wind speed, Km/h
7.6	30.0 – 32.0	23.5 – 24.5	69 - 92	04- 10





B. Weather forecast for next five days

Parameters	26-06-2021	27-06-2021	28-06-2021	29-06-2021	30-06-2021
Rainfall, mm	0.5	3	10	10	20
Max. Temp, °C	32	32	32	32	32
Min. Temp, °C	24	24	24	24	24
Max. Relative Humidity, %	80	80	80	80	80
Min. Relative Humidity, %	60	60	60	60	60
Wind speed, km/h	5	4	4	5	6
Wind direction, degrees	320	320	320	320	320
Total cloud cover, octa	5	6	6	6	6

C. Agrometeorological Advisories

Crop	Stages	Problems	Agro-meteorological advisories
			<p>There will be rainfalls.</p> <p>The intermittent rainfalls and dry spell will enhance the spread of fungal diseases like bud rot in coconut, mahali in areca nut, quick wilt in black pepper, leaf wilt in banana, fruit rot in nutmeg etc.</p> <p>Tree cops can be planted. To prevent the entry of runoff water into the pits, make bunds around the pits, on the surface.</p> <p>Avoid application of fertilizers on the days of heavy rainfalls.</p> <p>Rainy season vegetables can be planted. The crops like salad cucumber, brinjal, bhindi, green amaranth, and bitter gourd can be cultivated during the monsoon season. Ensure zero waterlogging in the field. To avoid water stagnation in the root zones, planting of seedlings on bunds or mounds is recommended. It is better to raise the seedlings in trays or polythene bags for transplanting. After taking the pits for planting, apply lime @ 3kg/cent and incorporate with the soil. After one week of lime application apply organic manures @100kg/cent. Addition of Trichoderma enriched FYM can reduce the incidences of fungal</p>
	General conditions		

			wilts/rotting. The seedlings can be transplanted two weeks after the incorporation of organic manures.
Rice	Tillering	 <p>Leaf folder</p>	If leaf folder attack is seen, unfold the leaves by rolling thorny wires/twigs over the canopy. If the attack is severe spot spraying of flubendiamide @ 1.0 ml/10L is recommended. Attack will be more in shaded conditions. Avoid excessive Nitrogenous fertilizers
	Seedlings	<p>Stem borer</p> 	If attack is seen, spraying of flubendiamide @ 1.0 ml/10L is recommended.
Coconut	All stages	<p>Bud rot</p> 	<p>Detection of disease at its early stage will help to adopt efficient corrective measures. Cut and remove the affected tissues from the crown and apply Bordeaux paste. After that cover the cut surface with polythene sheets to protect it from rain falls until new leaf emerges.</p> <p>Burn the removed tissues immediately.</p> <p>As a prophylactic measure spray 1% Bordeaux mixture into the axils of top leaves of the surrounding palms</p>

Areca nut	Bearing Stage	<p>Mahali disease</p> 	Apply potassium phosphonide (@2ml/litre) to the bunch and leaves.
Black pepper	All stages	<p>Quick wilt</p> 	Drench the soil in the plant basins with Redomil 0.2% (2g/litre of water). Spray the same on the leaves also.
Nutmeg	Bearing stage	<p>Fruit and Leaf Rot</p> 	Drenching the basins with Copper Oxy Chloride (@3g/litre) is recommended. The same solution also can be sprayed on the leaves and half matured fruits.
Banana	Various stages of growth	<p>Sigatoka leaf spot</p> 	<p>Cut and burn all affected leaves.</p> <p>Spray Propiconazole or Hexaconazole (@ 2ml per litre)</p>
	Bunching	Birds	Protect the bunches by covering with transparent polythene bags.
Poultry	Various stages of growth	Cage hygiene	Keep the cages dry. If moisture persists, ammonia may be generated from the droppings which will adversely affect the health of the birds.