



Agromet Advisory Bulletin for the District, Kasaragod (Valid from 26.11.2022 to 30.11.2022)



(Issued jointly by Kerala Agricultural University Regional Agricultural Research Station Pilicode & India Meteorological Department)

Bulletin Number: Pilicode/Ksd-94/2022	Date:25/11/2022
--	------------------------

A. Weather Summary of preceding four days







Rainfall, mm	Max. temp., °C	Min. temp., °C	R. H., %	Wind speed, Km/h
4.1	31.0 – 31.5	19.5 – 25.0	61.0 – 96.0	00.4 – 1.6




B. Weather forecast for next five days

Parameters	26-11-2022	27-11-2022	28-11-2022	29-11-2022	30-11-2022
Rainfall, mm	0.1	0	0	1	5
Max. Temp, °C	32	32	32	32	32
Min. Temp, °C	26	26	26	26	26
Max. Relative Humidity, %	95	95	95	95	95
Min. Relative Humidity, %	72	72	72	72	72
Wind speed, km/h	2	2	2	2	2
Wind direction, degrees	230	250	250	230	250
Total cloud cover, octa	4	4	6	8	8

C. Agrometeorological Advisories

Crop	Stages	Problems	Agro-meteorological advisories
			Light rainfalls are very likely to occur**
<u>General conditions</u>			<p>There may be light to moderate rainfalls (intensity: up to 15mm within a span of 24 hours). Low night temperature (minimum 24°C) and high day temperature (maximum 33°C) will be experienced. Hence there will be large difference between day time temperature and night temperature.</p> <p>The atmospheric humidity also will be high (between 76 and 90%).</p>
<u>General Recommendations</u>			<p>Rain: Keep vigilance while sun drying perishable goods, rice, copra and rubber like products. Provide propping to tender stem crops like banana, tomato etc. Give propping to slender stemmed and easily lodging crops like banana, vegetables etc.</p> <p>Protect newly planted seedlings of the crops from the bright sunshine from southern side, by smearing with banana/coconut leaves.</p> <p>Maintain hygiene conditions in crop fields. Infected and fallen nuts, leaves and tree parts should be removed from the fields and burnt.</p> <p>Fungal and bacterial diseases like blight, leaf spots and wilt may spread in crops. Keep vigilance. Take control measures in the beginning stage of diseases.</p>

Paddy	All stages	<p>Bacterial leaf blight</p> 	<p>Spray supernatant solution of the cow dung water mixture (Dispense 20g cow dung in 1 L of water and filter the solution through muslin cloth). Place bags containing bleaching powder (2kg/acre) in the paddy field at the entry face of running water into the field</p> <p>If the infection is severe spray Streptocyclin 30g/200 L of water for 1acre.</p>
Coconut	All stages	<p>Leaf/inflorescence rot</p> 	<p>Apply 1% Bordeaux mixture or 0.3% copper oxychloride solution in the heart of the crown. Apply lime. Spray borax also on leaves @ 5g/l. Also adopt all the basal management practices as described for the yellowing, above.</p>
Coconut	Various stages	<p>Nut fall / Button shedding</p> 	<p>If nuts fall with the presence of sunken lesions at the perianth region having clear margins, Spray Propiconazole or Hexaconazole fungicide (@1ml per litre of water) mixed with a sticking agent, Agrowet (@ 1ml/litre).</p>
Cucurbit Vegetables	Planting	<p>Downy mildew</p> 	<p>As a prophylactic measure apply 'Mancozeb'(@ 2g/l of water). If disease appeared, spray Akomin® (@3ml/L) on both surfaces of the leaves, thrice at 15 days interval. Remove and burn out the infested leaves.</p>
Cucurbitaceo us Vegetables	Flowering and fruit setting	<p>Melon fruit flies</p> 	<p>Keep pheromone traps.</p> <p>Spray Malathion:- Mix 2 ml of Malathion in one litre of water. Dissolve 10g of jaggery in the solution to attract the flies. Spray this solution on lower sides of the leaves</p>
Tomato	Growing stage	<p>Wilt</p> 	<p>If disease is seen, spray Redmil® (2g/litre) or Akomin® (2ml/litre).</p>

Brinjal	Flowering and fruit setting	<p>Shoot and Fruit borer</p> 	<p>Remove and destroy affected fruits and shoots. Spray chlorantraniliprole (coragen 3ml per 10 l of water) 2-3 times at weekly interval.</p>
Mango	Fruit setting stage	<p>Mango fruit flies</p> 	<p>Collect and destroy the fallen fruits by taking deep pits atleast 60 cm depth.</p> <p>Set up pheromone trap (methyl eugenol trap) @ 1 trap/15 cents.</p>
Arecanut	Various growth stages	<p>Leaf blight</p> 	<p>Spray Propiconazole or Hexaconazole fungicide (1ml per litre of water). After a fortnight interval repeat spraying with copper oxychloride fungicide. If there is no water body near by the plants, drenching the plant basins with propiconazole/hexaconazole is also recommended.</p> <p>To keep the plants healthy apply Trichoderma enriched organic manures. Apply lime or dolomite @ 500g/plant. After two weeks apply 250g Rajphose + Potash 250g + Magnesium sulphate 150g + Borax 50g per plant. Reduce the fungus load in plantations by regulating humidity. For this adopt controlled irrigations only.</p>

**** Warning colour codes of rainfall (for disaster management)**

Warning (Take actions)	Alert (Be prepared)	Watch (Be updated)	No warning (No actions)
-------------------------------	----------------------------	---------------------------	--------------------------------

Sd/-
Nodal Officer,
GKMS Project, RARS Pilicode