



# Agromet Advisory Bulletin for the District, Kasaragod

(Valid from 27.07.2024 to 31.07.2024)

(Issued jointly by Kerala Agricultural University Regional Agricultural Research Station Pilicode & India Meteorological Department)



**Bulletin Number: Pilicode/Ksd-60/2024**      **Date: 26/07/2024**

## A. Weather Summary of preceding four days



Rainfall, mm	Max. temp., °C	Min. temp., °C	R. H., %	Wind speed, Km/h
71.4	29.0 – 30.0	23.0 – 23.5	89 – 96	01 – 02





## B. Weather forecast for next five days



Parameters	27-07-2024	28-07-2024	29-07-2024	30-07-2024	31-07-2024
Average Rainfall, mm	31	25	35	18	22
Max. Temp, °C	31	31	31	31	31
Min. Temp, °C	24	24	24	24	24
Max. Relative Humidity, %	100	90	90	90	90
Min. Relative Humidity, %	90	80	80	80	80
Wind speed, km/h	15	14	13	15	15
Wind direction, degrees	270	270	270	250	270
Total cloud cover, octa	8	8	8	8	8

## C. Agrometeorological Advisories

Crop	Stages	Problems	Agro-meteorological advisories
	<b>Isolated Heavy Rainfall **</b>		
<b><u>General conditions</u></b>	<p>The sky will be cloudy. High relative humidity will be experienced. The atmospheric temperature will come down.</p> <p>There will be isolated heavy rainfalls (From 64.5mm to 115.5 mm within a time span of 24 hours) from July 26 to 30.</p>		
<b><u>General Recommendations</u></b>	<p>Drain the stagnating water from the cultivated areas where heavy water stagnations occurs.</p> <p>Do not attempt to dry the products like rice, rubber, copra, pulses, vegetable seeds, etc. directly under sun.</p> <p>Give popping to all soft slender stemmed crops like banana, vegetables, climbers etc. Clean the drainage channels in crop lowlands to enable proper drainage of excess water in case of exigencies if any.</p> <p>Do not shelter the cattle in houses with weak structures.</p> <p>Keep animal feeds, seeds, fertilizers etc. in termite free and moist free rooms on elevated platforms coated with wooden panels.</p> <p>Keep animal feeds, seeds, fertilizers etc. in termite free and moist free rooms on elevated platforms coated with wooden panels.</p>		

	<p>Avoid activities under open conditions while there is lightning. Also do not expose livestock to such unfavorable weather conditions.</p> <p>Seedlings of tree crops can be planted now. Ensure proper distance between the plants. The <math>\frac{2}{3}</math> portions of the pits should be filled with mixture of topsoil and powdered dry cow dung/compost.</p> <p>Spraying should be done only if sufficient intervals are available between the rainfalls. Use sticking agents like</p>		
Rice	All stages	Blight	<p>In places where flooding occurred, there are chances of appearing blight and decaying of plants. As a precautionary measure place perforated bags which contain bleaching powder (2kg/acre), on the face of entry of water into the fields.</p>
Coconut	Newly planted seedlings	Water stagnation and decaying of growing bud (bud rot)	<p>Do not allow water stagnation in the planted pits. Provide bunds around the pits to prevent the collection of runoff water in the pits.</p> <p>After the cessation of heavy rainfall, spray 1 % Bordeaux Mixture on the leaves and growing buds, only after mixing with a sticking agent to the fungicide.</p>
Coconut	All stages	<p>Rhinoceros beetle</p>  <p>Dwarf varieties and young palms are more vulnerable to the attack.</p>	<p>Rhinoceros beetle: Take out the beetles from the attacked palm crown using beetle hook. Swab the hole made by the beetles with Bordeaux paste to prevent entry of fungus through the cut surface.</p> <p>Old fishnets can be reused for controlling the pest. Cut the nets into pieces of size 1m x 0.5m. Keep the middle portion of the net, lengthwise into the axils of 3<sup>rd</sup> and 4<sup>th</sup> leaf whirls of the palm. Push the net firmly with small stones into the axils. The hanging sides of the net should be kept open. The beetles will be trapped in the nets and get destroyed. Care should be taken to move the nets to upper leaf axils accordingly while fresh leaves are emerging.</p>
Black pepper	All stages	<p>Foot rot</p> 	<p>Foot rot: As prophylactic measure, apply 150 gram of Trichoderma enriched neem cake - cow dung mixture in the basins of the vines and incorporate thoroughly with the soil.</p> <p>If disease already appeared, drench soil in the plant basins with Redomil 0.2% (2g/litre of water). Spray the same on the leaves also.</p>

Banana	All stages	<p>Sigatoka disease</p> 	<p>Cut and remove lower affected leaves and burn them outside the plantation. Never drop such cut leaves in the plantation. Spray Tilt or Contaf (@2ml/litre of water). Apply 20% extra potash, in addition to recommended dose, in the basins.</p>
Turmeric	1 to 2 months age	<p>Shoot borer</p> 	<p>Spray Flubendiamide (Fame -1 ml in10 litres of water) 2-3 times at weekly interval.</p>
Ginger	Early growth stage	<p>Stem borer</p> 	<p>Apply any neem based insecticide @4ml/l OR Spray Flubendiamide (Fame -2 ml in10 litres of water) 2-3 times at weekly interval.</p>
Cow	Any stage	<p>Ephemeral Fever</p> 	<p>Ephemeral fever (BEF) is a disease that affects cattle and buffalo and is marked by a short fever, shivering, lameness and muscular stiffness. This disease may cause decline in milk production, lowered fertility and abortion.</p> <p>Treatment: Phenyl butazone sodium (200mg) 10ml/cattle should be given for 3 days in two divided doses.</p>
Livestock (Cows/Goats)	Any stage	<p>Foot rot disease</p>	<p>Avoid water stagnation in and around the shelter houses. Adopt complete hygiene conditions for the animals. Wash the foot in 0.2% Potassium permanganate solution (2g potassium permanganate per litre of water) and dry the foot with cotton clothes.</p>

Livestock (Cows/Goats)	Milking	<p style="text-align: center;"><b>Mastitis</b></p> 	<p>The disease is common on cows which are sheltered in unhygienic conditions.</p> <p><b>Prevention:-</b> Ensure hygienic conditions for the individual animals as well as their shelter and its surroundings. The milking machines should be cleaned properly after every use. Boost the immunity of cattle by supplementing feeds with vitamins and minerals containing health tonics.</p> <p>If disease appears, give medication under the supervision of a Veterinary doctor immediately.</p>
Poultry (hen/duck)	Aged stage	<p style="text-align: center;"><b>Bumble foot</b></p> 	<p>The disease is common on hen and duck due to the unhygienic floors.</p> <p>The bumble foot is identified by swelling, redness and black or brown scab on the bottom of the foot.</p> <p><b>Prevention:</b> - Make sure that the shelter and environment is clean and hygiene. Provide soft floor for the mobility of birds. Bandage the infected foot with rock salt or Neosporin powder.</p>

**\*\* Warning colour codes of rainfall (for disaster management)**

<b>Warning (Take actions)</b>	<b>Alert (Be prepared)</b>	<b>Watch (Be updated)</b>	<b>No warning (No actions)</b>
-------------------------------	----------------------------	---------------------------	--------------------------------

Sd/-  
Nodal Officer,  
GKMS Project, RARS Pilicode