



आजदी
का
अमृत महोत्सव

Agromet Advisory Bulletin for the District, Kasaragod

(Valid from 27.10.2021 to 31.10.2021)

(Issued jointly by Kerala Agricultural University Regional Agricultural Research Station Pilicode & India Meteorological Department)



Bulletin Number: Pilicode/Ksd-86/2021

Date: 26/10/2021

A. Weather Summary of preceding three days





Rainfall, mm	Max. temp., °C	Min. temp., °C	R. H., %	Wind speed, Km/h
01	29.0 – 31.5	24.0 – 24.5	66 - 100	3.0 – 4.4

B. Weather forecast for next five days

Parameters	27-10-2021	28-10-2021	29-10-2021	30-10-2021	31-10-2021
Rainfall, mm	20	20	10	20	10
Max. Temp, °C	33	33	33	33	33
Min. Temp, °C	24	24	24	24	24
Max. Relative Humidity, %	92	92	92	92	92
Min. Relative Humidity, %	75	75	75	75	75
Wind speed, km/h	4	10	12	6	2
Wind direction, degrees	200	290	290	250	320
Total cloud cover, octa	7	8	7	6	7

C. Agrometeorological Advisories

Crop	Stages	Problems	Agro-meteorological advisories
			Light to moderate rainfalls are very likely to occur
			The sky will be cloudy. Low night temperature and high day temperature will be experienced. Hence there will be large difference between day time temperature and night temperature. The atmospheric humidity also will be high.
			As per extended range forecast, cumulative normal rainfall is likely in the next two weeks.
			Do not keep harvested produces like rice, rubber, copra, pulses, vegetables, seeds, etc. and fertilizers at open places.
			Give strong propping to banana, vegetables and other soft stemmed crop plants.
			Rake the soil in the basins of the crops for aerating the rootzone.
			General conditions

Coconut	All stages	<p style="text-align: center;">Bud rot</p> 	<p>Detection of disease at its early stage will help to adopt efficient corrective measures. Cut and remove the affected tissues from the crown and apply Bordeaux paste. After that cover the cut surface with polythene sheets to protect it from rain falls until new leaf emerges.</p> <p>Burn the removed tissues immediately.</p> <p>As a prophylactic measure spray 1% Bordeaux mixture into the axils of top leaves of the surrounding palms</p>
Black pepper	All stages	<p style="text-align: center;">Foot rot</p> 	<p>As prophylactic measure, apply 150 gram of Trichoderma enriched neem cake - cow dung mixture in the basins of the vines and incorporate thoroughly with the soil.</p> <p>If disease already appeared, drench soil in the plant basins with Redomil 0.2% (2g/litre of water). Spray the same on the leaves also.</p>
Vegetables	Transplanting/ sowing	<p>While preparing the land, incorporate lime @ 4kg/cent to the soil. Use Trichoderma enriched farm yard manure/compost. This will check the spread of wilt diseases.</p> <p>Before transplanting, dip the roots of the seedlings in slurry of pseudomonas (20g pseudomonas/litre of water) for 30 minutes. This will help the seedlings to grow vigorously.</p> <p>Also the seedlings can be sprayed with diluted pseudomonas culture solution (@20ml dissolved in one litre of water).</p>	
Vegetables	Planting	<p style="text-align: center;">Downy mildew on cucurbits</p> 	<p>As a prophylactic measure apply 'Mancozeb' (@ 2g/l of water). If disease appeared, spray Akomin® (@3ml/L) on both surfaces of the leaves, thrice at 15 days interval. Remove and burn out the infested leaves.</p>
Arecanut	Different stages	<p style="text-align: center;">Rot</p> 	<p>Cut and remove the leaves and affected parts of spindle leaves. Apply Akomin 3ml/L along with Stickers 2ml/L at 25 days interval. Prophylatic application of Kocide @ 2g/L to the healthy palms is recommended. Apply lime @500g/palm</p>