



आजदी का अमृत महोत्सव
Agromet Advisory Bulletin for the District, Kasaragod

(Valid from 26.11.2021 to 30.11.2021)

(Issued jointly by Kerala Agricultural University Regional Agricultural Research Station Pilicode & India Meteorological Department)



Bulletin Number: Pilicode/Ksd-95/2021	Date: 26/11/2021
---------------------------------------	------------------

A. Weather Summary of preceding four days







Rainfall, mm	Max. temp., °C	Min. temp., °C	R. H., %	Wind speed, Km/h
1.8	31.0 – 32.0	23.5 – 24.5	62 – 100	2.8 – 3.8


B. Weather forecast for next five days

Parameters	27-11-2021	28-11-2021	29-11-2021	30-11-2021	01-12-2021
Rainfall, mm	2	10	10	15	5
Max. Temp, °C	32	32	32	32	32
Min. Temp, °C	23	23	23	23	23
Max. Relative Humidity, %	92	92	92	92	92
Min. Relative Humidity, %	75	75	75	75	75
Wind speed, km/h	8	4	4	2	2
Wind direction, degrees	320	160	230	270	160
Total cloud cover, octa	4	6	7	7	6

C. Agrometeorological Advisories

Crop	Stages	Problems	Agro-meteorological advisories
			Light to moderate rainfalls are very likely to occur
			Isolated heavy rainfalls (70-110 mm in 24 hours) also are very likely to occur on day 4
	<u>General conditions</u>		<p>The sky will be cloudy. Low night temperature and high day temperature will be experienced. Hence there will be large difference between day time temperature and night temperature. The atmospheric humidity also will be high.</p> <p>Keep all the drainage channels in fields open.</p> <p>Do not keep harvested produces like rice, rubber, copra, pulses, vegetables, seeds, etc. and fertilizers at open places.</p> <p>Beware of heavy wind and lightning. Avoid working when there is lightning. Don't rest under the trees and in weak shelters.</p> <p>Give strong propping to banana, vegetables and other soft stemmed crop plants.</p>
Due to increased humidity and day temperature crops may get affected with fungal. Keep vigilance and take control measures on time.			

Coconut	All stages	<p>Bud rot</p> 	<p>Detection of disease at its early stage will help to adopt efficient corrective measures. Cut and remove the affected tissues from the crown and apply Bordeaux paste. After that cover the cut surface with polythene sheets to protect it from rain falls until new leaf emerges.</p> <p>Burn the removed tissues immediately.</p> <p>As a prophylactic measure spray 1% Bordeaux mixture into the axils of top leaves of the surrounding palms</p>
Coconut	Bearing stage	<p>Mahali</p> 	<p>Harvest matured nuts. After that spray 1% Bordeaux mixture to the affected nuts/bunches</p>
Chilli	Growth phase	<p>Late spot</p> 	<p>Spray Mancozeb or Saaf (2g/litre of water) or Potassium phosphonate (2ml/litre of water)</p>
Ash gourd/Cucurbits	Fruit bearing	<p>Fruit rot</p> 	<p>Spray Tebuconazole (@1ml/litre)</p>
Black pepper	All stages	<p>Foot rot</p> 	<p>As prophylactic measure, apply 150 gram of Trichoderma enriched neem cake - cow dung mixture in the basins of the vines and incorporate thoroughly with the soil.</p> <p>If disease already appeared, drench soil in the plant basins with the same on the leaves also.</p>
Nutmeg	Fruiting	<p>Leat/Fruit spots</p> 	<p>Spray copper oxychloride (@2g/litre)</p>

Areca nut	Various Stages	<p style="text-align: center;">Basal Rot</p> 	<p>Drench the basin with hexaconazole solution (@2ml/litre of water)</p>
-----------	----------------	--	--

Sd/-
Nodal Officer,
GKMS Project, RARS Pilibode