

Bulletin Number: Pilicode/Ksd-09/2021

Date: 29/01/2021



A. Weather Summary of preceding five days





Rainfall, mm	Max. temp., °C	Min. temp., °C	R. H., %	Wind speed, Km/h
0.0	31.5 – 32.8	21.0 – 22.4	50– 77	04-08

B. Weather forecast for next five days

Parameters	30.01.2021	31.01.2021	01.02.2021	02.02.2021	03.02.2021
Rainfall, mm	0	0	0	0	0
Max. Temp, °C	34	34	34	34	34
Min. Temp, °C	22	22	22	22	22
Max. Relative Humidity, %	85	85	85	85	85
Min. Relative Humidity, %	52	52	52	52	52
Wind speed, km/h	14	14	14	14	14
Wind direction, degrees	230	270	250	250	250
Total cloud cover, octa	2	1	1	1	1

C. Agrometeorological Advisories

Crop	Stages	Problems	Agro-meteorological advisories
General conditions		Few chances for occurring rainfall.	
Mango	Fruit setting stage	<p>Mango fruit flies</p> 	<p>Collect and destroy the fallen fruits by taking deep pits atleast 60 cm depth.</p> <p>Set up pheromone trap (methyl eugenol trap) @ 1 trap/15 cents.</p>
Coconut	All stages	<p>Rhinoceros beetle</p>  <p>Dwarf varieties are more vulnerable to the attack.</p>	<p>Take out the beetles from the attacked palm crown using beetle hook. Swab the hole made by the beetles with Bordeaux paste to prevent entry of fungus through the cut surface.</p> <p>Clean the crown and the top most three leaf axils around the spindle may be filled with 250 gm sand which is mixed with 6g ferterra. This should be done thrice in a year ie, during May, September, and January.</p> <p>Keep complete field sanitation.</p>

Vegetables	All stages	<p>Bacterial wilt</p> 	<p>Drench bleaching powder 25g/ litre solution in basin.</p> <p>After 2 days, give a foliar spray of streptocyclin 500 mg/ 10 litre.</p>
Cucurbitaceous vegetables	All stages	<p>Yellow mosaic virus</p> 	<p>Pulled out the infected plants and burn or burry them.</p> <p>Spray difenthiuron @ 1g/ litre.</p>
Brinjal	Various stages of growth	<p>Epilachna beetle</p> 	<p>Collection and destruction of every stage of the pest. Spray neem seed kernel extract @ 5 %.</p> <p>Apply neem – oil garlic emulsion @ 20 ml per litre.</p>
Black Pepper	All stages	<p>Mealy bugs on the roots</p> <p>Syptoms: Older leaves turns dark yellow. While opening soil in the rootzone, mealy bugs can be seen (as shown in the piture) stuck on the roots.</p> 	<p>Open the top soil. Drench the soil (only if the bug is seen sticked on the roots) with Chlorpyriphos @ 2ml/litre or apply Fipronil granule @ 20g/vine.</p>

Sd/-
Nodal Officer,
GKMS Project, RARS Pilicode