

आजादी  
का  
अमृत महोत्सव



**Agromet Advisory Bulletin**  
**Kasaragod District**  
**(Valid from 30.07.2022 to 03.08.2022)**



## Agromet Advisory Bulletin for the District, Kasaragod

(Valid from 30.07.2022 to 03.08.2022)

(Issued jointly by Kerala Agricultural University Regional Agricultural Research Station Pilicode & India Meteorological Department)



Bulletin Number: Pilicode/Ksd-60/2022

Date:29/07/2022

### A. Weather Summary of preceding four days

| Rainfall, mm | Max. temp., °C | Min. temp., °C | R. H., % | Wind speed, Km/h |
|--------------|----------------|----------------|----------|------------------|
| 0.0          | 29.4 – 31.5    | 24.0 – 24.9    | 81 - 94  | 00 - 02          |




### B. Weather forecast for next five days






| Parameters                | 30-07-2022 | 31-07-2022 | 01-08-2022 | 02-08-2022 | 03-08-2022 |
|---------------------------|------------|------------|------------|------------|------------|
| Rainfall, mm              | 12         | 9          | 10         | 20         | 22         |
| Max. Temp, °C             | 31         | 31         | 31         | 31         | 31         |
| Min. Temp, °C             | 25         | 25         | 25         | 25         | 25         |
| Max. Relative Humidity, % | 90         | 90         | 90         | 90         | 90         |
| Min. Relative Humidity, % | 85         | 85         | 85         | 85         | 85         |
| Wind speed, km/h          | 8          | 8          | 6          | 8          | 8          |
| Wind direction, degrees   | 320        | 320        | 270        | 320        | 320        |
| Total cloud cover, octa   | 8          | 8          | 8          | 8          | 8          |




### C. Agrometeorological Advisories

Sd/-  
Nodal Officer,  
GKMS Project, RARS Pilicode

| Crop                                  | Stages | Problems | Agro-meteorological advisories  |
|---------------------------------------|--------|----------|---|
|                                       |        |          | <b>Light to moderate rainfalls **</b>   |
| <b><u>General conditions</u></b>      |        |          | <p>There will be light to moderate rainfalls (upto 15.5 mm within a time span of 24 hours.) As per the extended there will be rainfalls in the next week also.</p> <p>The sky will be cloudy. High relative humidity will be experienced. The atmospheric temperature will may also be lowered due to rain.</p>   |
| <b><u>General Recommendations</u></b> |        |          | <p>The increased temperature and humidity that was experienced during the last weeks might have caused the spread of fruiting bodies of fungal diseases like rots and wilts in coconut, arecanut, black pepper, rubber, ginger, banana etc.</p> <p>Keep hygiene in plantations. Infected nuts, leaves and tree parts should be removed from the fields and burnt.</p> <p>Weather conditions will be favourable for the application of fertilizers to the crops. Apply fertilizers based on the actual requirements for the present stage of each crop. For rainfed tree crops, usually fertilizers are applied in two splits in a year. If the first dose is not given so far</p> |

|         |                          |  |
|---------|--------------------------|--|
|         | apply it very soon.      |  |
| Paddy   | Panicle initiation stage | <p>Lower the water level in the field to a thin film thickness. Broadcast second dose of fertilizers. For short duration varieties apply urea 20kg + potash 12 kg per acre of the land. For medium duration varieties apply urea 40kg + potash 15 kg per acre of the land.</p> <p>In places where there is pest and disease incidences use only <math>\frac{2}{3}</math><sup>rd</sup> of the quantity of urea recommended above.</p>   |
| Rice    | Tillering                | <p style="text-align: center;">Leaf folder</p>  <p>If leaf folder attack is seen, unfold the leaves by rolling thorny wires/twigs over the canopy. If the attack is severe spot spraying of flubendiamide @ 2.0 ml/10L is recommended. Attack will be more in shaded conditions. Avoid excessive Nitrogenous fertilizers</p>  |
| Paddy   | All stages               | <p style="text-align: center;">Borwn spot disease</p>  <p>Prophylactic spray of <i>Pseudomonas fluorescens</i> (@ 20g/l) is recommended.</p> <p>If disease appears only, spray fungicide Nativo® (@ 4g per 10 litres of water)</p>   |
| Coconut | Fertilizer application   | <p>If manuring is not done so far in this season, the first dose of manures and fertilizers should be given very soon. For bearing palms apply FYM/Compost/Green leaf manures @ 25kg/palm. Apply chemical fertilizers also. In general, an adult palm can be given 360g urea + 530g rajphos + 560g potash. Also apply 250g magnesium sulphate and 100g borax per tree. For one year old palm apply only <math>\frac{1}{3}</math><sup>rd</sup> portion of the dose of manures and fertilizers recommended for the adult tree. Likewise, for two years old palm give <math>\frac{2}{3}</math><sup>rd</sup> portion of the full dose. The palms with age three years and above should be given the full dose.</p> |
| Coconut | All stages               | <p style="text-align: center;">Bud rot</p>  <p>As a preventive measure, small perforated sachets containing 2 g of Mancozeb may be tied to the top leaf axil. When rains, a small quantity of the fungicide is released from the sachets to the leaf base and thus protecting the palm.</p> <p>Spraly 1% Bordeaux mixture on the spindle leaf and crown of palms.</p>   |

|                              |                          |  |   |
|------------------------------|--------------------------|--|---|
| Coconut and other tree crops | Various stages           | <p style="text-align: center;"><b>Ganoderma wilt</b></p>    | <p>Remove the mushroom like fruiting bodies of the fungus from the trunks of the trees. Smear hexaconazole (@3ml per litre of water). Drench basins of the crops with the same solution.</p>  |
| Black pepper                 | All stages               | <p style="text-align: center;"><b>Foot rot</b></p>          | <p>As prophylactic measure, apply 150 gram of Trichoderma enriched neem cake - cow dung mixture in the basins of the vines and incorporate thoroughly with the soil.</p> <p>If disease already appeared, drench soil in the plant basins with Redomil 0.2% (2g/litre of water). Spray the same on the leaves also.</p>  |
| Banana                       | Various stages of growth | <p style="text-align: center;"><b>Rhizome rot</b></p>      | <p>Ensure good drainage in the garden</p> <p>Drench with Streptocyclin antibiotic (@2g/10L)</p> <p>Or</p> <p>Copperhydroxide (20g/10L) at the basin of the plant.</p>   |
| Tapioca                      | 1 to 2 months age        | <p style="text-align: center;"><b>Mosaic disease</b></p>  | <p>Deterioration of the health of plant and yield loss can be checked with adopting the following measures.</p> <p>Apply dolomite in the basin of the plants (@100g/plant) and incorporate to the soil. After three weeks, apply 25g Factamfos + 10g potash per plant. Also apply one gram zinc sulfate per plant. After 6 weeks apply 10g potash once more.</p> <p>Do not collect setts from these plants for planting during next time.</p> |
| Turmeric                     | 1 to 2 months age        | <p style="text-align: center;"><b>Shoot borer</b></p>     | <p>Apply any neem based insecticide @4ml/l</p> <p style="text-align: center;">OR</p> <p>Spray Flubendiamide ( Fame -2 ml in10 litres of water ) 2-3 times at weekly interval.</p>   |

|                     |                    |  |  |
|---------------------|--------------------|--|--|
| Ginger              | Early growth stage | <p>Stem borer</p>             | <p>Apply any neem based insecticide @4ml/l</p> <p>OR</p> <p>Spray Flubendiamide ( Fame -2 ml in10 litres of water ) 2-3 times at weekly interval.</p>  |
| Areca nut           | Bearing Stage      | <p>Mahali disease</p>         | <p>Apply Bordeaux mixture (1%) to the bunch and leaves.</p>  |
| Pig                 | All Stages         | <p>African Fever</p>   | <p>Keep the floors of hog houses dry and hygiene. Spread lime on the floors and surroundings of the hog house.</p> <p>Spray Cypermethrin (diluted @1ml per litre of water) on the ground and walls of the hog house and places wherever the pigs are sheltered.</p> <p>Do not allow strangers to visit the piggery.</p> <p>If any incident of animal death occurring in the piggery, report it immediately to the nearest veterinary hospital.</p> <p>Strict vigilance in the piggery is required in places where wild bores are appearing</p> |
| Crops and Livestock | Different stages   | <p>Giant African Snail</p>  | <p>For trapping the snails, put wet gunny bags filled with leaves of cabbage or cauliflower or papaya in the evening around cattle sheds/houses. The snails can be destroyed by putting them in saline water (200g salts per litre of water)</p> <p>The snails on the crops can be destroyed by spraying 0.3% (3g per litre of water) copper sulfate</p>   |

**\*\* Warning colour codes of rainfall (for disaster management)**

|                               |                            |                           |                                |
|-------------------------------|----------------------------|---------------------------|--------------------------------|
| <b>Warning (Take actions)</b> | <b>Alert (Be prepared)</b> | <b>Watch (Be updated)</b> | <b>No warning (No actions)</b> |
|-------------------------------|----------------------------|---------------------------|--------------------------------|

Sd/-  
Nodal Officer,  
GKMS Project, RARS Pilicode