



Agromet Advisory Bulletin for the District, Kasaragod

(Valid from 30.11.2024 to 04.12.2024)

(Issued jointly by Kerala Agricultural University Regional Agricultural Research Station Pilicode & India Meteorological Department)



Bulletin Number: Pilicode/Ksd-96/2024	Date: 29/11/2024
--	-------------------------

A. Weather Summary of preceding four days




Rainfall, mm	Max. temp., °C	Min. temp., °C	R. H., %	Wind speed, Km/h
00	33.0 – 34.0	20.5 – 23.0	58 – 96	00 – 01





B. Weather forecast for next five days

Parameters	30-11-2024	01-12-2024	02-12-2024	03-12-2024	04-12-2024
Average Rainfall, mm	0.1	0.1	2	10	1
Max. Temp, °C	34	34	34	34	34
Min. Temp, °C	20	20	20	20	20
Max. Relative Humidity, %	68	68	92	92	92
Min. Relative Humidity, %	46	46	72	72	72
Wind speed, km/h	4	2	4	6	4
Wind direction, degrees	320	290	320	320	180
Total cloud cover, octa	6	6	8	8	8

C. Agrometeorological Advisories

Crop	Stages	Problems	Agro-meteorological advisories
General conditions	Isolated Heavy Rainfall **		
	<p>The sky will be cloudy. High relative humidity will be experienced.</p> <p>Low night temperature and high day temperature will be experienced. Hence there will be distinct difference between day time temperature and night temperature.</p> <p>There will be light to moderate rainfalls (From 15.5 mm to 64.4 mm within a time span of 24 hours) from November 29 and 30.</p> <p>There will be an isolated heavy rainfall (From 64.4mm to 115.5mm within a time span of 24 hours) on December 1 and 3</p> <p>There will be isolated heavy to very heavy rainfall (From 64.4mm to 204.4 mm within in a time span of 24 hours) on December 2</p>		

<p><u>General Recommendations</u></p>	<p>Drain the stagnating water from the cultivated areas if heavy water stagnations occurs.</p> <p>Harvest the matured crops and transport to store houses quickly. Do not heap the harvested produces in the field itself or in open places.</p> <p>Do not attempt to dry the products like rice, rubber, copra, pulses, vegetable seeds, etc directly under sun.</p> <p>Give propping to all soft slender stemmed crops like banana, vegetables, climbers etc. Clean the drainage channels in crop lowlands to enable proper drainage of excess water in case of exigencies if any.</p> <p>Maintain hygiene conditions in crop fields. Infected and fallen nuts, leaves and tree parts should be removed from the fields and burnt.</p> <p>Keep animal feeds, seeds, fertilizers etc. in termite free and moist free rooms on elevated platforms coated with wooden panels.</p> <p>Use sticking agents also while spraying.</p> <p>Don't take rest under trees and weak roof structures. Likewise the animals also should not be sheltered under weak roof and under trees. Beware of lighting.</p>		
<p>Paddy</p>	<p>All stages</p>	<p>Bacterial leaf blight</p> 	<p>If flooding occurs, there are chances of appearing blight and decaying of plants. As a precautionary measure place perforated bags which contain bleaching powder (2kg/acre), on the face of entry of water into the fields.</p> <p>Spray supernatant solution of the cow dung water mixture (Dispense 20g cow dung in 1 L of water and filter the solution through muslin cloth).</p> <p>If the infection is severe spray Streptocyclin 30g/200 L of water for 1acre.</p>
<p>Coconut</p>	<p>Various stages</p>	<p>Nut fall / Button shedding</p> 	<p>If nuts fall with the presence of sunken lesions at the perianth region having clear margins, Spray Propiconazole or Hexaconazole fungicide (@ 1ml per litre of water) mixed with a sticking agent, Agrowet (@ 1ml/litre).</p>
<p>Cucurbit Vegetables</p>	<p>Planting</p>	<p>Downy mildew</p> 	<p>As a prophylactic measure apply 'Mancozeb'(@ 2g/l of water). If disease appeared, spray Akomin® (@3ml/L) on both surfaces of the leaves, thrice at 15 days interval. Remove and burn out the infested leaves.</p>

Cucurbitaceo us Vegetables	Flowering and fruit setting	Melon fruit flies 	Keep pheromone traps. Spray Malathion:- Mix 2 ml of Malathion in one litre of water. Dissolve 10g of jaggery in the solution to attract the flies. Spray this solution on lower sides of the leaves
Tomato	Growing stage	Wilt 	If disease is seen, spray Redmil® (2g/litre) or Akomin® (2ml/litre).
Brinjal	Flowering and fruit setting	 Shoot and Fruit borer	Remove and destroy affected fruits and shoots. Spray chlorantraniliprole (coragen 3ml per 10 l of water) 2-3 times at weekly interval.
Arecanut	Various growth stages	Leaf blight 	Spray Propiconazole or Hexaconazole fungicide (1ml per litre of water). After a fortnight interval repeat spraying with copper oxychloride fungicide. If there is no water body near by the plants, drenching the plant basins with propiconazole/hexaconazole is also recommended. To keep the plants healthy apply Trichoderma enriched organic manures. Apply lime or dolomite @ 500g/plant. After two weeks apply 250g Rajphose + Potash 250g + Magnesium sulphate 150g + Borax 50g per plant. Reduce the fungus load in plantations by regulating humidity. For this adopt controlled irrigations only.

Sd/-
Nodal Officer,
GKMS Project, RARS Pilicode

**** Warning colour codes of rainfall (for disaster management)**

Warning (Take actions)	Alert (Be prepared)	Watch (Be updated)	No warning (No actions)
-------------------------------	----------------------------	---------------------------	--------------------------------

