



Agromet Advisory Bulletin for the District, Kasaragod

(Valid from 01.10.2022 to 05.10.2022)

(Issued jointly by Kerala Agricultural University Regional Agricultural Research Station Pilicode & India Meteorological Department)



Bulletin Number: Pilicode/Ksd-78/2022	Date:30/09/2022
--	------------------------

A. Weather Summary of preceding four days





Rainfall, mm	Max. temp., °C	Min. temp., °C	R. H., %	Wind speed, Km/h
0.0	31.9 – 32.5	24.2 – 24.5	76 - 89	01 - 02


B. Weather forecast for next five days

Parameters	01-10-2022	02-10-2022	03-10-2022	04-10-2022	05-10-2022
Rainfall, mm	6	5	0.3	0.4	5
Max. Temp, °C	31	31	31	31	31
Min. Temp, °C	24	24	24	24	24
Max. Relative Humidity, %	89	89	89	89	89
Min. Relative Humidity, %	70	70	70	70	70
Wind speed, km/h	2	3	4	8	5
Wind direction, degrees	320	270	340	340	340
Total cloud cover, octa	8	8	8	7	8

C. Agrometeorological Advisories

Crop	Stages	Problems	Agro-meteorological advisories
			Light to Moderate rainfalls **
General conditions			<p>There will be light to moderate rainfalls (below 64.4mm within a time span of 24 hours.) There will be thunderstorms in isolated places.</p> <p>As per the extended rainfall forecast, there will be rain during the next week also.</p> <p>The sky will be cloudy. High relative humidity will be experienced. High atmospheric temperature and heat index will be felt during the rain free intervals.</p>
General Recommendations			<p>The prevailing climatic conditions may favour disease causing fungus to spread its fruiting bodies. Hence beware of diseases like rots and wilts in coconut, black pepper, banana, ginger etc. leaf blight and bacterial leaf blight in rice.</p> <p>Maintain hygiene conditions in crop fields. Infected and fallen nuts, leaves and tree parts should be removed from the fields and burnt.</p> <p>Provide propping to tender stem crops like banana, tomato etc. Ensure sufficient drainage in crop fields. Beware of lightning.</p>

Paddy	Main field for second crop (Mundakan season)	Apply FYM/compost @ 20kg/cent and incorporate with the soil along with ploughing. To correct the iron toxicity problem of midland lateritic soils, apply lime/dolomite as recommended in the soil test result. If not, apply lime/dolomite @ 2kg/cent (40sq.m) and incorporate thoroughly with the soil at least 14 days before the application of chemical fertilizers. Repeat lime application at the same rate after 30-40 days of transplanting also	
Cool season vegetables	Land preparation	Lime or dolomite should be applied depending on soil acidity and incorporate thoroughly with the soil at least 14 days before the application of chemical fertilizers. This will not only reduce the acidity but also control the soil borne diseases.	
Coconut	All stages	<p style="text-align: center;">Bud rot</p> 	<p>Detection of disease at its early stage will help to adopt efficient corrective measures. Cut and remove the affected tissues from the crown and apply Bordeaux paste. After that cover the cut surface with polythene sheets to protect it from rain falls until new leaf emerges.</p> <p>Burn the removed tissues immediately.</p> <p>As a prophylactic measure spray 1% Bordeaux mixture into the axils of top leaves of the surrounding palms</p>
Coconut	All stages	<p style="text-align: center;">Stem bleeding</p> 	<p>Chisel out the affected parts and apply Bordeaux paste.</p> <p>Drench the palm basin (2m radius) with 40 litres of 1% Bordeaux mixture or soil drenching of Hexaconazole (Contaf®) 25ml/25 litre of water once in 4 months.</p> <p>After one month, apply 5 kg Trichoderma enriched neem cake and 500g of Ayar® (micro nutrient mixture)</p>
Black pepper	Bearing stage	<p style="text-align: center;">Pollu beetle/disease</p> 	<p>As a prophylactic measure spray 1% Bordeaux mixture mixed with quinalphos (2ml/litre of Bordeaux mixture).</p> <p>If attack is seen spray solution containing hexaconazole (5ml) + cyhalothrin (3ml) per 5 litres of water</p>
Banana	All stages	<p style="text-align: center;">Pseudostem weevil</p> 	<p>Field sanitation. Remove the affected parts and burn it using kerosene. Apply fipronil 0.015% (3 ml/l). Apply Beauveria bassiana @ 20 g l⁻¹ at 5, 6 and 7 month after planting.</p>

Mango	Nursery	<p>Shoot borer</p> 	Spray combination of Roger (Dimethoate) @ 3 ml per litre and Mancozeb @ 2 g per litre
Rubber	All stages	<p>Collar rot</p>	Remove the affected plants. Drench the basins of the surrounding trees with 0.3% copper oxy chloride. Also Apply 1 kg dolomite in the root zones of the trees, as a preventive measure.

**** Warning colour codes of rainfall (for disaster management)**

Warning (Take actions)	Alert (Be prepared)	Watch (Be updated)	No warning (No actions)
-------------------------------	----------------------------	---------------------------	--------------------------------

Sd/-
Nodal Officer,
GKMS Project, RARS Pilicode