



आजदी
का
अमृत महोत्सव

Agromet Advisory Bulletin for the District, Kasaragod

(Valid from 01.09.2021 to 05.09.2021)

(Issued jointly by Kerala Agricultural University Regional Agricultural Research Station Pilicode & India Meteorological Department)



Bulletin Number: Pilicode/Ksd-70/2021

Date: 31/08/2021

A. Weather Summary of preceding five days





Rainfall, mm	Max. temp., °C	Min. temp., °C	R. H., %	Wind speed, Km/h
235.8	27.0 – 31.0	21.5 – 23.5	00 – 100	04 – 05

B. Weather forecast for next five days

Parameters	01-09-2021	02-09-2021	03-09-2021	04-09-2021	05-09-2021
Rainfall, mm	10	10	10	10	20
Max. Temp, °C	31	31	31	31	31
Min. Temp, °C	22	22	22	22	22
Max. Relative Humidity, %	90	90	90	90	90
Min. Relative Humidity, %	80	80	80	80	80
Wind speed, km/h	5	5	4	4	5
Wind direction, degrees	320	320	320	320	320
Total cloud cover, octa	6	6	6	6	6

C. Agrometeorological Advisories

Crop	Stages	Problems	Agro-meteorological advisories
General conditions			Low to medium rainfalls are Very Likely on next five days in the district.
			<p>As per extended range rain forecast, there may be fairly widespread above normal rainfalls in the next week.</p> <p>Rice is in the grain hardening /harvesting stage. If possible quickly harvest all the matured crops. Drain the water from the fields to hasten the hardening of the grains</p> <p>Do not keep harvested produces like rice, rubber, copra, vegetables, seeds, and fertilizers in open places.</p> <p>Store cattle feeds in moisture free rooms on elevated platforms to avoid contaminations</p> <p>Give strong propping to banana, vegetables and other soft stemmed crop plants. Ensure thorough drainage in the fields</p>

Coconut	All stages	Water stagnation in coconut basins in places where heavy rainfalls occurred	If there is any standing water, manually remove the water from the basin. Wherever possible, provide good drainage, For aerating the soil give 20 – 30 cm deep raking in the basin. Spray 1% Bordeaux mixture on the bud and its surrounding leaf axils as a prophylactic measure against rotting.
Paddy	Flowering to milky stage	Rice bug 	Strict vigilance is necessary at milky stage. Keep the field and bunds free of weeds and grasses. If attack is seen apply fish amino acid @ 20 ml/litre.
Coconut	All stages	Bud rot 	As a preventive measure, small perforated sachets containing 2 g of mancozeb may be tied to the top leaf axil. When rains, a small quantity of the fungicide is released from the sachets to the leaf base and thus protecting the palm. Spray 1% Bordeaux mixture on the crown of palms.
Coconut	All stages	Rhinoceros beetle 	Take out the beetles from the attacked palm crown using beetle hook. Swab the hole made by the beetles with Bordeaux paste to prevent entry of fungus through the cut surface. The top most three leaf axils around the spindle may be filled with 1) Application of 250 gm neem cake mixed with equal volume of sand. This should be done twice ie, during April, May and September, October. 2)Crown cleaning followed by the application of 20g cartap hydrochloride 4G + 200g sand this should be done thrice during January and may and September
Banana	All stages	Pseudostem weevil 	Field sanitation. Remove the affected parts and burn it using kerosene. Apply fipronil 0.015% (3 ml l ⁻¹) in the bore holes . Apply Beauveria bassiana @ 20 g l ⁻¹ at 5, 6 and 7 month after planting, in the leaf axils

Areca nut	All stages		Apply Bordeaux mixture (1%) to the bunch and leaves.
-----------	------------	---	--

Sd/-
Nodal Officer,
GKMS Project, RARS Pilicode