

आजादी  
का  
अमृत महोत्सव



**Agromet Advisory Bulletin**  
**Kasaragod District**  
**(Valid from 01.01.2022 to 05.01.2022)**



## Agromet Advisory Bulletin for the District, Kasaragod

(Valid from 29.12.2021 to 02.01.2022)

(Issued jointly by Kerala Agricultural University Regional Agricultural Research Station Pilicode & India Meteorological Department)



**Bulletin Number: Pilicode/Ksd-105/2021**

**Date: 31/12/2021**

### A. Weather Summary of preceding four days






Rainfall, mm	Max. temp., °C	Min. temp., °C	R. H., %	Wind speed, Km/h
00	31.0 – 32.0	19.0 – 20.5	58 – 96	3.2 – 5.5







### B. Weather forecast for next five days

Parameters	01-01-2022	02-01-2022	03-01-2022	04-01-2022	05-01-2022
Rainfall, mm	0	0	0	0	0
Max. Temp, °C	35	35	35	35	35
Min. Temp, °C	23	23	23	23	23
Max. Relative Humidity, %	85	85	85	85	85
Min. Relative Humidity, %	65	65	65	65	65
Wind speed, km/h	6	7	6	7	6
Wind direction, degrees	270	270	270	270	270
Total cloud cover, octa	3	5	4	6	4

### C. Agrometeorological Advisories

Crop	Stages	Problems	Agro-meteorological advisories
<b>General conditions</b>	<b>No rain</b>		
	<p>The sky will be cloudy to partially cloudy. Low night temperature and high day temperature will be experienced. Hence there will be large difference between day time temperature and night temperature. The atmospheric humidity also will be high.</p> <p>Fungal diseases like blight, leaf spots and wilt may spread in crops. Keep vigilance. Take control measures in the beginning stage of diseases.</p> <p>In plantation crops, water conservation measures should be adopted. Give mulching in the soil with crop residues, green or dried leaves. The trashes used should be free of any pest and diseases. Avoid the trashes of the same species as mulch. This will help to prevent the multiplication of crop specific pest and disease causing organisms. Powdering the top soil using a secondary tillage implement and spreading it uniformly over the field, will help to conserve water for a long period of time in the fields.</p>		

Black Pepper	All stages	<p><b>Mealy bugs on the roots</b></p> <p>Syptoms: Older leaves turns dark yellow. While opening soil in the rootzone, mealy bugs can be seen (as shown in the piture) stucked on the roots.</p> 	<p>Open the top soil. Drench the soil (only if the bug is seen stucked on the roots) with Chlorpyriphos @ 2ml/litre or apply Fipronil granule @ 20g/vine.</p>
Cashew	Seedlings (up to four years)	<p>Tea mosquito attack and associated fungal diseases</p> 	<p>Prophylactic spray of combination of Bordeaux mixture (1% strength) + quinalphos (2ml/litre of the Bordeaux mixture )</p> <p>If die back is seen apply combination of hexaconazole and malathione (@ hexaconosozole 1ml + malathione 1ml per litre of water)</p>
Mango	Flowering stage	<p>Mango hoppers</p> 	<p>Spray Azadirachtin (@5ml/litre Azadirachtin 3000pmm)</p>
Cucurbits	All stages	<p>Powdery mildew on cucurbits</p> 	<p>As a prophylactic measure apply 'Mancozeb'(@ 2g/l of water).</p> <p>If disease appeared, spray lime sulfur (@3g/L of water) on both surfaces of the leaves. Repeat after 10 days.</p>
Bitter gourd	All stages	<p>Fruit fly</p> 	<p>Setting up of pheromone trap(Cue lure @1/15 cent)</p> <p style="text-align: center;">+</p> <p>Spot application of 10 % jaggery containing 0.1 % malathion@1 spot/40 m<sup>2</sup> on underside of leaves at fortnight intervals.</p>

Cucurbitaceo us vegetables	All stages	<p>Yellow mosaic virus</p> 	<p>Pull out the infected plants and burn or burry them.</p> <p>Spray difenthiuron @ 1g/ litre.</p>
Amaranths'	All stages	<p>Leaf blight</p> 	<p>Avoid overhead irrigation. Irrigate gently the basal regions of the plants. If disease is severe, apply cow dung slurry supernatant (2%) as foliar spray and Pseudomonas flourescens (2%) or Trichoderma viridae (2%) as soil application.</p>
Okra	All stages	<p>Jassids</p> 	<p>Spray Thiamethoxam @ 2gm/10litre of water.</p>
Chilli	Active growing stage	<p>Thrips and Mites</p> 	<p>Spray 'spiromesifen' (@1ml in litre of water)</p>
Bovines	All stage	<p>Lumpy skin</p> 	<p>Adopt vaccination.</p> <p>Keep cattle sheds and its surroundings hygienic.</p>
		<p>Foot and mouth diseases</p> 	

Goats	All stage	PPR disease 	Adopt vaccination. Keep cattle sheds and its surroundings hygienic
-------	-----------	--	---

Sd/-  
Nodal Officer,  
GKMS Project, RARS Pilicode

*Thanks: Dr. Gunateeta, Chief Veterinary Officer, Palakkad*