

आजादी
का
अमृत महोत्सव



Agromet Advisory Bulletin
Kozhikode District
(Valid from 26.01.2022 to 30.01.2022)



Agromet Advisory Bulletin for the District, Kozhikode

(Valid from 26.01.2022 to 30.01.2022)

(Issued jointly by Kerala Agricultural University Regional Agricultural Research Station Pilicode & India Meteorological Department)



Bulletin Number: Pilicode/Kkd-07/2022

Date: 25/01/2022

A. Weather Summary of preceding five days




Rainfall, mm	Max. temp., °C	Min. temp., °C	R. H., %	Wind speed, Km/h
0.0	34.4 – 35.1	21.4 – 24.8	59 – 85	00 – 06






B. Weather forecast for next five days

Parameters	26-01-2022	27-01-2022	28-01-2022	29-01-2022	30-01-2022
Rainfall, mm	0	0	0	0	0
Max. Temp, °C	35	35	35	35	35
Min. Temp, °C	22	22	22	22	22
Max. Relative Humidity, %	85	85	85	85	85
Min. Relative Humidity, %	60	60	60	60	60
Wind speed, km/h	6	6	6	6	6
Wind direction, degrees	270	270	270	270	270
Total cloud cover, octa	4	6	6	6	6

C. Agrometeorological Advisories

Crop	Stages	Problems	Agro-meteorological advisories
General conditions	No rain		
	<p>The sky will be clear or partially cloudy. Low night temperature and high day temperature will be experienced. Hence there will be large difference between day time temperature and night temperature. The atmospheric humidity also will be high.</p> <p>Fungal diseases like blight, leaf spots and wilt may spread in crops. Keep vigilance. Take control measures in the beginning stage of diseases.</p>		

<p><u>General Recommendations</u></p>	<p>Drought Management:</p> <ol style="list-style-type: none"> 1) Give mulches in crop basins to prevent water loss from soil. 2) Adopt drip irrigation. This will minimize the loss of water. 3) Avoid agricultural activities and pesticide application during 12 AM to 3 PM. 4) Restrict the application of chemical fertilizers and poultry manure in un- irrigated areas. 5) Apply lime on tree trunk. 6) Spraying of Sulphate of Potash @ 5 g / L at 15 days interval helps to mitigate drought. <p>For mulching, the trashes used should be free of any pest and diseases. Avoid the trashes of the same species as mulch. This will help to prevent the multiplication of crop specific pest and disease causing organisms. Powdering the top soil using a secondary tillage implement and spreading it uniformly over the field, will help to conserve water for a long period of time in the fields.</p>		
<p>Coconut</p>	<p>All stages</p>	<p>Drought Management</p>	<ol style="list-style-type: none"> 1) Cut two green leaves from the bottom layer, to reduce the water loss from the tree. 2) Apply compost/dried leaves in the basins to increase water holding capacity. 3) Adopt drip irrigation. This will minimize the irrigation water loss. <p>Protect the newly planted young seedlings from direct sunlight falling on it by providing good shades.</p>
<p>Coconut</p>	<p>Bearing stages</p>	<p>Nut falls due to Mahali</p> 	<p>Harvest all the matured nuts. Apply Boudreaux Mixture (1%) to all the bunches</p>
<p>Black Pepper</p>	<p>All stages</p>	<p>Wilt</p> 	<p>Drench soil in the plant basins with Redomil 0.2% (2g/litre of water). Spray the same on the stem and leaves also.</p>
<p>Tomato</p>	<p>Growing stage</p>	<p>Tomato phytophthora fruitrot</p> 	<p>Collect and destroy the completely rotted fruits and spray <i>Pseudomonas fluorescens</i> (2%) at weekly intervals</p>

Cucurbits	All stages	<p>Powdery mildew on cucurbits</p> 	<p>As a prophylactic measure apply 'Mancozeb' (@ 2g/l of water).</p> <p>If disease appeared, spray lime sulfur (@3g/L of water) on both surfaces of the leaves. Repeat after 10 days.</p>
Bitter gourd	All stages	<p>Fruit fly</p> 	<p>Setting up of pheromone trap(Cue lure @ 1/15 cent)</p> <p style="text-align: center;">+</p> <p>Spot application of 10 % jaggery containing 0.1 % malathion @ 1 spot/40 m² on underside of leaves at fortnight intervals.</p>
Amaranth	All stages	<p>Leaf blight</p> 	<p>Avoid overhead irrigation. Irrigate gently the basal regions of the plants. If disease is severe, apply cow dung slurry supernatant (2%) as foliar spray and Pseudomonas flourescens (2%) or Trichoderma viridae (2%) as soil application.</p>
Arecanut	Seedlings (3-4 years)	<p>Leaf blight ,Bud rot</p> 	<p>Apply 1% Bordeaux mixture</p>
Tree crops	All stages	<p>Euplatypus beetle (pin hole borer) attack</p> 	<p>Apply quinalphos @ 2ml/litre</p>

Sd/-
Nodal Officer,
GKMS Project, RARS Pilicode