



Agromet Advisory Bulletin for the District, Kozhikode

(Valid from 03.05.2023 to 07.05.2023)



(Issued jointly by Kerala Agricultural University Regional Agricultural Research Station Pilicode & India Meteorological Department)

Bulletin Number: Pilicode/Kkd-35/2023

Date: 02/05/2023

A. Weather Summary of preceding four days





Rainfall, mm	Max. temp., °C	Min. temp., °C	R. H., %	Wind speed, Km/h
15.3	35.2 – 36.8	24.3 – 28.0	72.0 – 92.0	00 – 04





B. Weather forecast for next five days


Parameters	03-05-2023	04-05-2023	05-05-2023	06-05-2023	07-05-2023
Rainfall, mm	15	12	0	0	0
Max. Temp, °C	35	36	37	37	36
Min. Temp, °C	25	26	26	26	27
Max. Relative Humidity, %	92	90	86	88	86
Min. Relative Humidity, %	62	70	58	68	57
Wind speed, km/h	6	12	6	6	4
Wind direction, degrees	270	320	270	270	290
Total cloud cover, octa	8	8	8	8	8

C. Agrometeorological Advisories

Crop	Stages	Problems	Agro-meteorological advisories
			Isolated light to moderate rainfall **
<u>General conditions</u>			Isolated light to moderate rainfalls. Low night temperature and high day temperature will be experienced. Hence there will be large difference between day temperature and night temperature. The sky will be partially or fully cloudy. The air will be dry.
<u>General Recommendations</u>			<p>There may be isolated light to moderate summer rains in the evening time. Summer rains have prime role in coping up drought. Hence maximum water harvesting should be ensured in the fields. Clean the rain pits. Cover the soil with dried leaves, especially the basins of crops. The opened tree basins which were partially closed after fertilizer application, can act as very good water harvesting structures. Divert the runoff water to such tree basins by drawing furrows.</p> <p>Keep vigilance while drying the harvested produces like seeds, cashew nuts, copra and rubber in open conditions. Provide props to nendran banana.</p> <p>Provide props to nendran banana.</p> <p>Drought Management:</p> <ol style="list-style-type: none"> 1) Give mulches in crop basins to prevent water loss from soil. 2) Adopt drip irrigation. This will minimize the loss of water.

	<p>3) Avoid agricultural activities and pesticide application during 12 AM to 3 PM. 4) Restrict the application of chemical fertilizers and poultry manure in un- irrigated areas. 5) Apply lime on tree trunk. 6) Spraying of Sulphate of Potash @ 5 g / L at 15 days interval helps to mitigate drought. 7) Provide Vermicompost or coir pith compost in the basins. Compost has very good water holding capacity</p> <p>For mulching, the trashes used should be free of any pest and diseases. Avoid the trashes of the same species as mulch. This will help to prevent the multiplication of crop specific pest and disease causing organisms. Powdering the top soil using a secondary tillage implement and spreading it uniformly over the field, will help to conserve water for a long period of time in the fields.</p> <p>Protect young plants by surrounding them with thatched coconut leaves</p> <p>Provide plenty of drinking water to the animals and birds to avoid dehydration during day time.</p> <p>Also frequently sprinkle water on to the body of animals and provide fans in their shelter houses.</p>		
Black pepper	Different stages	<p>Wilting due to drought</p> 	Protect the plants from direct sunlight by smothering the basal portions of the vines with dried banana leaves, plated coconut leaves etc.. Give protective irrigations one in every two weeks.
Oriental pickling melon	Varios stages	<p>Fruit fly</p> 	Setting up of pheromone trap (Cuelure @2/acre). Spot application of 10 % jaggery containing 0.1 % malathion@1 spot/40 m ² on underside of leaves at fortnight intervals.
Banana	Various stages of growth	<p>Yellowing of leaf/Sigatoka leaf spot etc.</p> 	As a profiliatic measure drench the plant basins with Pseudomonas solution (scale: 20 g Psudomonas/litre of water)
Cowpea	Various stages	<p>Red spider mite</p> 	Spray Spiromecifen 0.7 ml per litre on upper and lower sides of the leaves

Cashew	Harvesting stage	<p>Root and stem borer</p> 	<p>Chisel out the grubs and swab the tree trunk with Carbosulfan 3ml/ /L of water and also drench the pesticide solution on to the soil near the root zone to minimize infestation.</p> <p>Swabbing (adult trees only) with mud slurry and coal tar kerosene mixture at 1:2 proportion is also recommended as a prophylactic measure.</p> <p>The exposed roots if any should be covered with soil.</p>
Arecanut	Bearing palms	<p>Inflorescence die back and button shedding</p> 	<p>Warm humid conditions may cause this disease. Spray Hexaconazole (Contaf) 1 ml/litre or Bordeaux mixture 1%. Repeat after 20-25 days.</p>
Poultry and pet birds	Different stages	<p>Summer stress</p> 	<p>To combat heat stress, the poultry sheds should be protected from direct sunlight, roofing can be painted white to reflect heat, fans can be fitted, cool water can be sprayed, plenty of clean water can be provided with ice, glucose and 0.1 % sodium bicarbonate, feed offered during the cooler parts of the day can be supplemented with 20% extra vitamins, phosphorous and vitamin C.</p>
Animal Husbandry	All stages	<p>Summer Stress</p> 	<p>The rise in temperature will affect the thermoregulatory mechanism of dairy cattle. This will cause increase in body temperature, rapid shallow breathing, increased heart rate, profuse salivation, and reduced feed intake. This in turn results in severe production loss and reduced breeding efficiency in dairy cattle.</p> <p>Provide pure drinking water to the dairy cattle (45 to 60 litres of water), Allow grazing only during the cooler parts of the day. Provide shading. Shelter them in thatched roofings of minimum 9 ft. height with ample ventilation. Providing fans, misting and fogging assembly in cattle sheds will help them to regulate body temperature. Also ensure minerals fortified feeds.</p>

Mammalian live stocks	Various stages of growth	<p style="text-align: center;">Tick parasites</p> 	<p>Tick infestation may cause anemia, bloody urine, jaundice etc. The infestation can be controlled with organic pesticide which can be prepared as follows.</p> <p>Soak 100g of dried tobacco leaves overnight in 5 liters of water. On the next day boil the decoction till its volume is reduced to half. Add and mix 50g each of ground garlic, Acorus (vayambu), Aloe (kattarvazha), Lucas (thumba) and Lantana (kongini).</p> <p>This medicine can be used for external application; for smearing on the skin of the live stock three or four times in a week.</p>
-----------------------	--------------------------	---	--

**** Warning colour codes of rainfall (for disaster management)**

Warning (Take actions)	Alert (Be prepared)	Watch (Be updated)	No warning (No actions)
-------------------------------	----------------------------	---------------------------	--------------------------------

Sd/-
Nodal Officer,
GKMS Project, RARS Pilicode