



आजदी
का
अमृत महोत्सव

Agromet Advisory Bulletin for the District, Kozhikode

(Valid from 04.09.2021 to 08.09.2021)

(Issued jointly by Kerala Agricultural University Regional Agricultural Research Station Pilicode & India Meteorological Department)



Bulletin Number: Pilicode/Kkd-71/2021

Date: 03/09/2021

A. Weather Summary of preceding five days




| Rainfall, mm | Max. temp., °C | Min. temp., °C | R. H., % | Wind speed, Km/h |
|--------------|----------------|----------------|-----------|------------------|
| 35.1 | 29.8 – 32.6 | 23.6 – 25.5 | 81.1 – 96 | 00 – 00 |


B. Weather forecast for next five days

| Parameters | 04-09-2021 | 05-09-2021 | 06-09-2021 | 07-09-2021 | 08-09-2021 |
|---------------------------|------------|------------|------------|------------|------------|
| Rainfall, mm | 10 | 5 | 20 | 25 | 20 |
| Max. Temp, °C | 31 | 31 | 31 | 31 | 31 |
| Min. Temp, °C | 24 | 24 | 24 | 24 | 24 |
| Max. Relative Humidity, % | 90 | 90 | 90 | 90 | 90 |
| Min. Relative Humidity, % | 80 | 80 | 80 | 80 | 80 |
| Wind speed, km/h | 3 | 3 | 3 | 3 | 3 |
| Wind direction, degrees | 270 | 270 | 270 | 270 | 270 |
| Total cloud cover, octa | 6 | 5 | 5 | 6 | 6 |

C. Agrometeorological Advisories

| Crop | Stages | Problems | Agro-meteorological advisories |
|----------------------------------|--------|----------|---|
| | | | <p>Low to medium rainfalls are Very Likely on next five days in the district.</p> |
| | | | <p>As per extended range rain forecast, there may be fairly widespread above normal rainfalls in the next week.</p> <p>Rice is in the grain hardening /harvesting stage. If possible quickly harvest all the matured crops. Drain the water from the fields to hasten the hardening of the grains</p> <p>Do not keep harvested produces like rice, rubber, copra, vegetables, seeds, and fertilizers in open places.</p> <p>Store cattle feeds in moisture free rooms on elevated platforms to avoid contaminations</p> <p>Give strong propping to banana, vegetables and other soft stemmed crop plants. Ensure thorough drainage in the fields</p> |
| <u>General conditions</u> | | | |

| | | | |
|---------|------------|--|---|
| Coconut | All stages | Water stagnation in coconut basins in places where heavy rainfalls occurred | If there is any standing water, manually remove the water from the basin. Wherever possible, provide good drainage, For aerating the soil give 20 – 30 cm deep raking in the basin. Spray 1% Bordeaux mixture on the bud and its surrounding leaf axils as a prophylactic measure against rotting. |
| Coconut | All stages | <p style="text-align: center;">Stem bleeding</p>  | <p>Chisel out the affected parts and apply Bordeaux paste.</p> <p>Drench the palm basin (2m radius) with hexaconazole (@25ml/25litre of water per palm). Repeat this procedure once more after four months</p> <p>After one month, uniformly spread 5 kg Trichoderma enriched neem cake in the basin and incorporate with the soil</p> |
| Coconut | All stages | <p style="text-align: center;">Bud rot</p>  | <p>As a preventive measure, small perforated sachets containing 2 g of mancozeb may be tied to the top leaf axil. When rains, a small quantity of the fungicide is released from the sachets to the leaf base and thus protecting the palm.</p> <p>Spray 1% Bordeaux mixture on the crown of palms.</p> |
| Coconut | All stages | <p style="text-align: center;">Rhinoceros beetle</p>  | <p>Take out the beetles from the attacked palm crown using beetle hook. Swab the hole made by the beetles with Bordeaux paste to prevent entry of fungus through the cut surface.</p> <p>The top most three leaf axils around the spindle may be filled with</p> <ol style="list-style-type: none"> 1) Application of 250 gm neem cake mixed with equal volume of sand. This should be done twice ie, during April, May and September, October. 2)Crown cleaning followed by the application of 20g cartap hydrochloride 4G + 200g sand this should be done thrice during January and may and September |

| | | | |
|--------|------------|--|---|
| Banana | All stages | Pseudostem weevil  | Adopt field sanitation. Remove the affected parts and burn it using kerosene. Apply fipronil 0.015% (3 ml l ⁻¹) in the bore holes . Apply Beauveria bassiana @ 20 g l ⁻¹ at 5, 6 and 7 month after planting, in the leaf axils |
|--------|------------|--|---|

Sd/-
Nodal Officer,
GKMS Project, RARS Pilicode