



Agromet Advisory Bulletin for the District, Kozhikode

(Valid from 04.11.2023 to 08.11.2023)



(Issued jointly by Kerala Agricultural University Regional Agricultural Research Station Pilicode & India Meteorological Department)

Bulletin Number: Pilicode/Kkd-88/2023 Date: 03/11/2023

A. Weather Summary of preceding four days




Rainfall, mm	Max. temp., °C	Min. temp., °C	R. H., %	Wind speed, Km/h
94.9	32.9 – 34.6	24.4 – 26.2	65 – 92	00 - 06







B. Weather forecast for next five days

Parameters	04-11-2023	05-11-2023	06-11-2023	07-11-2023	08-11-2023
Rainfall, mm	10	5	8	10	10
Max. Temp, °C	33	33	34	35	35
Min. Temp, °C	26	26	26	26	26
Max. Relative Humidity, %	90	90	90	90	90
Min. Relative Humidity, %	70	70	70	70	70
Wind speed, km/h	4	4	4	4	4
Wind direction, degrees	270	250	270	340	250
Total cloud cover, octa	8	8	8	8	7

C. Agrometeorological Advisories

Crop	Stages	Problems	Agro-meteorological advisories
	Isolated heavy to very heavy rainfalls **		
General conditions	<p>The sky will be cloudy. High relative humidity will be experienced.</p> <p>There will be isolated heavy to very heavy rainfalls (up to 204.4 mm within a time span of 24 hours.) in most places are very likely on November 03rd</p> <p>There will be isolated heavy rainfalls (up to 115.5 mm within a time span of 24 hours.) in most places are very likely on November 04th and November 07th.</p> <p>There will be light to moderate rainfalls (from 15.6mm to 64.4 mm within a time span of 24 hours) in most places are very likely on November 05th and November 06th.</p>		
General Recommendations	<p>Keep all drainage channels opened in the cultivated areas</p> <p>Transport perishable produces like rubber, copra, pulses, vegetables, seeds, etc. and animal feeds and fertilizers from open places to store houses. Collect and store sufficient feeds for the livestock. Keep the seeds fertilizers and cattle feeds on moisture free and elevated plant forms.</p> <p>Beware of heavy wind. Don't rest under the trees and in weak shelters.</p> <p>Neither keep the livestock in open places, nor allow them for grazing. They should be</p>		

	sheltered under strong roofs. Postpone activities like fertilizer application, sowing etc. till climatic conditions become favorable. Don't go for any agricultural operations if there is extremely heavy rainfalls. Stay safe and listen for alerts from district disaster management authorities.		
Vegetables	Transplanting/ sowing	<p>While preparing the land, incorporate lime @ 4kg/cent to the soil. Use Trichoderma enriched farm yard manure/compost. This will check the spread of wilt diseases.</p> <p>Before transplanting, dip the roots of the seedlings in slurry of pseudomonas (20g pseudomonas/litre of water) for 30 minutes. This will help the seedlings to grow vigorously.</p> <p>Also the seedlings can be sprayed with diluted pseudomonas culture solution (@20ml dissolved in one litre of water).</p>	
Coconut	All stages	<p style="text-align: center;">Bud rot</p> 	<p>Detection of disease at its early stage will help to adopt efficient corrective measures. Cut and remove the affected tissues from the crown and apply Bordeaux paste. After that cover the cut surface with polythene sheets to protect it from rain falls until new leaf emerges.</p> <p>Burn the removed tissues immediately.</p> <p>As a prophylactic measure spray 1% Bordeaux mixture into the axils of top leaves of the surrounding palms</p>
Coconut	All stages	<p style="text-align: center;">Red palm weevil</p> 	<p>The palms can be saved only if the attack is diagnosed at an early stage. Hence more frequently inspect the palms. The attack can be diagnosed by the presence of yellowing of upper and middle whorls of leaves and holes at the jointing region of leaf petioles to the trunk. Insect excrement, pupal cases etc. may also be seen in the crown or basins of the palms.</p> <p>Control: Prepare Imidachlorpid solution (@ 1ml/litre of water) and fill in the holes. Adopt field sanitation.</p>
Black pepper	All stages	<p style="text-align: center;">Foot rot</p> 	<p>As prophylactic measure, apply 150 gram of Trichoderma enriched neem cake - cow dung mixture in the basins of the vines and incorporate thoroughly with the soil. If disease already appeared, drench soil in the plant basins with Redomil 0.2% (2g/litre of water). Spray the same on the leaves also.</p>

Banana	All stages	<p>Pseudostem weevil</p> 	<p>Adopt good field sanitation.</p> <p>Apply <i>Beauveria bassiana</i> @ 20 g/l at 5, 6 and 7 month after planting.</p>
Banana	All stages	<p>Fusarium wilt</p> 	<p>Drench basal soil with bavistin @ 1ml/litre of water</p> <p>Additionally, keep small masculine cloth bag filled with 25-50g beaching powder in the basins of the plants.</p>
Cashew	Pre-bearing stages	<p>Tea mosquito bug</p> 	<p>Prophylactic measures:</p> <p>1) The fungal biological control agent, <i>Beavaria bassiana</i> can be sprayed @ 20g/L</p> <p style="text-align: center;">Or</p> <p>2) Spray 1% Bordeaux mixture mixed with quinalphos (2ml/litre of Bordeaux mixture)</p>
Turmeric	Different stages	<p>Leaf blight</p> 	<p>Remove the severely affected leaves from the plants and destroy in fire.</p> <p>Spray copper oxy chloride on the plants (@2g/litre of water)</p>
Tomato	Growing stage	<p>Wilt</p> 	<p>If disease is seen, spray Redmil® (2g/litre) or Akomin® (2ml/litre).</p>
Bitter gourd	Early growth stage	<p>Bacterial wilt</p> 	<p>Keep the field clean and spray antibiotic strepto cycline 1 capsule per 2 litre.</p>

** Warning colour codes of rainfall (for disaster management)

Warning (Take actions)	Alert (Be prepared)	Watch (Be updated)	No warning (No actions)
------------------------	---------------------	--------------------	-------------------------

Sd/-
Nodal Officer,
GKMS Project, RARS Pilicode