

आजादी  
का  
अमृत महोत्सव



**Agromet Advisory Bulletin**  
**Kozhikode District**  
**(Valid from 05.01.2022 to 09.01.2022)**



## Agromet Advisory Bulletin for the District, Kozhikode

(Valid from 05.01.2022 to 09.01.2022)

(Issued jointly by Kerala Agricultural University Regional Agricultural Research Station Pilicode & India Meteorological Department)



Bulletin Number: Pilicode/Kkd-01/2022

Date: 04/01/2022

### A. Weather Summary of preceding five days





Rainfall, mm	Max. temp., °C	Min. temp., °C	R. H., %	Wind speed, Km/h
1.0	34.1 – 35.6	23.7 – 25.2	60.5 – 84.1	00 – 06







### B. Weather forecast for next five days

Parameters	05-01-2022	06-01-2022	07-01-2022	08-01-2022	09-01-2022
Rainfall, mm	0	0	0	0	0
Max. Temp, °C	35	35	35	35	35
Min. Temp, °C	24	24	24	24	24
Max. Relative Humidity, %	81	81	81	81	81
Min. Relative Humidity, %	60	60	60	60	60
Wind speed, km/h	8	8	8	8	8
Wind direction, degrees	230	270	270	270	270
Total cloud cover, octa	1	2	4	5	4

### C. Agrometeorological Advisories

Crop	Stages	Problems	Agro-meteorological advisories
<b>General conditions</b>	<b>No rain</b>		
	<p>The sky will be cloudy to partially cloudy. Low night temperature and high day temperature will be experienced. Hence there will be large difference between day time temperature and night temperature. The atmospheric humidity also will be high.</p> <p>Fungal diseases like blight, leaf spots and wilt may spread in crops. Keep vigilance. Take control measures in the beginning stage of diseases.</p> <p>In plantation crops, water conservation measures should be adopted. Give mulching in the soil with crop residues, green or dried leaves. The trashes used should be free of any pest and diseases. Avoid the trashes of the same species as mulch. This will help to prevent the multiplication of crop specific pest and disease causing organisms. Powdering the top soil using a secondary tillage implement and spreading it uniformly over the field, will help to conserve water for a long period of time in the fields.</p>		

Coconut	Various stages	<p style="text-align: center;"><b>Red palm weevil</b></p> 	<p>The palms can be saved only if the attack is diagnosed at an early stage. Hence more frequently inspect the palms. The attack can be diagnosed by the presence of yellowing of upper and middle whorls of leaves and holes at the jointing region of leaf petioles to the trunk. Insect excrement, pupal cases etc. may also be seen in the crown or basins of the palms.</p> <p>Control: Prepare Spinosad @ 4ml/litre of water and fill in the holes on the trunks and axils of the second and third whorls of leaves, from the spindle leaf.</p> <p>Adopt field sanitation.</p>
Black Pepper	All stages	<p><b>Mealy bugs on the roots</b></p> <p>Syptoms: Older leaves turns dark yellow. While opening soil in the rootzone, mealy bugs can be seen (as shown in the picture) stuck on the roots.</p> 	<p>Open the top soil. Drench the soil (only if the bug is seen stuck on the roots) with Chlorpyrifos @ 2ml/litre or apply Fipronil granule @ 20g/vine.</p>
Cashew	Seedlings (up to four years)	<p><b>Tea mosquito attack and associated fungal diseases</b></p> 	<p>Prophylactic spray of combination of Bordeaux mixture (1% strength) + quinalphos (2ml/litre of the Bordeaux mixture )</p> <p>If die back is seen apply combination of hexaconazole and malathione (@ hexaconazole 1ml + malathione 1ml per litre of water)</p>
Tomato	Growing stage	<p style="text-align: center;"><b>Fusarium wilt</b></p> 	<p>Spray Bavistin (@2ml/litre</p>

Cucurbits	All stages	<p>Powdery mildew on cucurbits</p> 	<p>As a prophylactic measure apply 'Mancozeb' (@ 2g/l of water).</p> <p>If disease appeared, spray lime sulfur (@3g/L of water) on both surfaces of the leaves. Repeat after 10 days.</p>
Bitter gourd	All stages	<p>Fruit fly</p> 	<p>Setting up of pheromone trap(Cue lure @1/15 cent)</p> <p style="text-align: center;">+</p> <p>Spot application of 10 % jaggery containing 0.1 % malathion@1 spot/40 m<sup>2</sup> on underside of leaves at fortnight intervals.</p>
Cucurbitaceo us vegetables	All stages	<p>Yellow mosaic virus</p> 	<p>Pull out the infected plants and burn or burry them.</p> <p>Spray difenthiuron @ 1g/ litre.</p>
Amaranths'	All stages	<p>Leaf blight</p> 	<p>Avoid overhead irrigation. Irrigate gently the basal regions of the plants. If disease is severe, apply cow dung slurry supernatant (2%) as foliar spray and Pseudomonas flourescens (2%) or Trichoderma viridae (2%) as soil application.</p>
Okra	All stages	<p>Jassids</p> 	<p>Spray Thiamethoxam @ 2gm/10litre of water.</p>
Chilli	Active growing stage	<p>Thrips and Mites</p> 	<p>Spray 'spiromesifen' (@1ml in litre of water)</p>