



Agromet Advisory Bulletin for the District, Kozhikode

(Valid from 05.02.2025 to 09.02.2025)

(Issued jointly by Kerala Agricultural University Regional Agricultural Research Station Pilicode & India Meteorological Department)



Bulletin Number: Pilicode/Mpm-10/2025 **Date:** 04/02/2025

A. Weather Summary of preceding five days







Rainfall, mm	Max. temp., °C	Min. temp., °C	R. H., %	Wind speed, Km/h
0.0	33.6 – 36.0	24.4 – 26.2	61 - 84	00 - 00





B. Weather forecast for next five days

Parameters	05-02-2025	06-02-2025	07-02-2025	08-02-2025	09-02-2025
Average Rainfall, mm	0	0	0	0	0
Max. Temp, °C	35	35	35	35	35
Min. Temp, °C	26	26	26	26	26
Max. Relative Humidity, %	84	84	84	84	84
Min. Relative Humidity, %	61	61	61	61	61
Wind speed, km/h	4	4	4	4	4
Wind direction, degrees	250	270	270	320	270
Total cloud cover, octa	5	4	3	3	2

C. Agrometeorological Advisories

Crop	Stages	Problems	Agro-meteorological advisories
	No Rainfall **		
General conditions	<p>The sky will be cloudy. High relative humidity will be experienced.</p> <p>Low night temperature and high day temperature will be experienced. Hence there will be distinct difference between day time temperature and night temperature.</p> <p>There is no rainfall from February 04 to 08.</p>		
General Recommendations	<p>In plantation crops, water conservation measures should be adopted. Give mulching in the soil with crop residues, green or dried leaves. The trashes used should be free of any pest and diseases. Avoid the trashes of the same species as mulch. This will help to prevent the multiplication of crop specific pest and disease causing organisms. Powdering the top soil using a secondary tillage implement and spreading it uniformly over the field, will help to conserve water for a long period of time in the fields.</p> <p>Restrict the spraying of pesticides/fungicides operations to early morning and evening hours when the air is calm.</p> <p>Irrigate the crop when the water is available in the evening or early morning. Adopt drip irrigation method for maximum water use efficiency</p>		

Paddy	Grain filling stage	Rice bug 	Apply Azadiractin 3000ppm stock after diluting in water @ 3ml/L. To have a better control add and stir one to two ml. of Malathion 50EC per litre of the diluted Azadiractin solution before applying. The spraying should be done in the evening, immediately after sunset.
Rice	Flowering stage	Blast disease 	Spray Fujione (@ 2ml per litre of water) Spray Fujione or Nativo (@ 2ml/litre of v
Coconut	All stages	Stem bleeding 	Chisel out the affected parts and apply Bordeaux paste. Drench the palm basin (2m radius) with 40 litres of 1% Bordeaux mixture. After one month, apply 5 kg Trichoderma enriched neem cake and 500g of Ayar® (micro nutrient mixture)
Mango	Flowering stage	Mango hoppers 	Spray Azadirachtin (@5ml/litre Azadirachtin 3000pmm)
Mango	Fruit maturing stage	Mango fruit flies 	Collect and destroy the fallen fruits by taking deep pits atleast 60 cm depth. Set up pheromone trap (methyl eugenol trap) @ 1 trap/15 cents.
Cashew	Flushing and flowering stage	Tea mosquito bug attack and associated fungal diseases 	Spray of combination of Mancozeb (@2g/litre) + Ekalux (2ml/litre)

Arecanut	All stages	<p style="text-align: center;">Spindle Bug</p> 	Spray Dimethoate 30EC(1.5 ml/litre of water)
Arecanut	Seedlings (3-4 years)	<p style="text-align: center;">Leaf blight ,Bud rot</p> 	Leaf blight :Bud rot :Apply 1% Bordeaux mixture
Bitter gourd	All stages	<p style="text-align: center;">Fruit fly</p> 	<p>Setting up of pheromone trap(Cue lure @1/15 cent)</p> <p style="text-align: center;">+</p> <p>Spot application of 10 % jaggery containing 0.1 % malathion@1 spot/40 m² on underside of leaves at fortnight intervals.</p>
Bovines	All stage	<p style="text-align: center;">Lumpy skin</p> 	<p>Lumpy skin disease is a viral disease that affects cattle and it is transmitted by blood-feeding insects, such as certain species. of flies and mosquitoes, or ticks. It causes fever, nodules on the skin and can also lead to death.</p> <p>Prevention: Keep the shed and surroundings clean and hygiene. Movement of cattle should be controlled and provide vaccination under the recommendation of veterenary doctor.</p>

**** Warning colour codes of rainfall (for disaster management)**

Warning (Take actions)	Alert (Be prepared)	Watch (Be updated)	No warning (No actions)
-------------------------------	----------------------------	---------------------------	--------------------------------

Sd/-
Nodal Officer,
GKMS Project, RARS Pilicode