



# Agromet Advisory Bulletin for the District, Kozhikode

(Valid from 05.11.2022 to 09.11.2022)



(Issued jointly by Kerala Agricultural University Regional Agricultural Research Station Pilicode & India Meteorological Department)

<b>Bulletin Number: Pilicode/Kkd-88/2022</b>	<b>Date: 04/11/2022</b>
--	-------------------------

## A. Weather Summary of preceding four days




Rainfall, mm	Max. temp., °C	Min. temp., °C	R. H., %	Wind speed, Km/h
20.0	32.4 – 34.6	24.4 – 25.4	65.6 – 87.2	0.0 – 06.0







## B. Weather forecast for next five days


Parameters	05-11-2022	06-11-2022	07-11-2022	08-11-2022	09-11-2022
Rainfall, mm	5	8	4	3	2
Max. Temp, °C	35	35	35	35	35
Min. Temp, °C	25	25	25	25	25
Max. Relative Humidity, %	90	90	90	90	90
Min. Relative Humidity, %	68	68	68	68	68
Wind speed, km/h	4	2	2	4	2
Wind direction, degrees	230	230	230	270	290
Total cloud cover, octa	8	8	8	8	3

## C. Agrometeorological Advisories

Crop	Stages	Problems	Agro-meteorological advisories
<b>General conditions</b>	<b>Isolated heavy rainfalls are likely to occur **</b>		
	<p>Isolated heavy rain 7 to 11 cm. are likely to occur</p> <p>The sky will be cloudy. Low night temperature and high day temperature will be experienced. Hence there will be large difference between day time temperature and night temperature. The atmospheric humidity also will be high</p> <p>As per extended range forecast, cumulative normal rainfall is likely in the next two weeks.</p>		
<b>General Recommendations</b>	<p>Protect newly planted seedlings of the crops from the bright sunshine from southern side, by smearing with banana/coconut leaves.</p> <p>The weather is favourable for the cultivation of vegetable crops suitable for both cool season and all seasons.</p> <p>Maintain hygiene conditions in crop fields. Infected and fallen nuts, leaves and tree parts should be removed from the fields and burnt.</p> <p>Provide propping to tender stem crops like banana, tomato etc. Ensure sufficient drainage in crop fields. Give popping to slender stemmed and easily lodging crops like banana, vegetables etc.</p> <p>Take care while drying the harvested produces like rubber, cashew nut, copra etc., directly under the sun. Beware of thunder and lightning</p>		

Paddy	Main field for second crop (Mundakan season)	<p>Apply FYM/compost @ 20kg/cent and incorporate with the soil along with ploughing. To correct the iron toxicity problem of midland lateritic soils, apply lime/dolomite as recommended in the soil test result. If not, apply lime/dolomite @ 2kg/cent (40sq.m) and incorporate thoroughly with the soil at least 14 days before the application of chemical fertilizers. Repeat lime application at the same rate after 30-40 days of transplanting also</p> <p>To prevent the leaching loss of water and nutrients from the fields thoroughly block the crab holes and cracks on the bunds by plastering with mud.</p>	
Vegetables	Transplanting/sowing	<p>While preparing the land, incorporate lime @ 4kg/cent to the soil. Use Trichoderma enriched farm yard manure/compost. This will check the spread of wilt diseases.</p> <p>Before transplanting, dip the roots of the seedlings in slurry of pseudomonas (20g pseudomonas/litre of water) for 30 minutes. This will help the seedlings to grow vigorously.</p> <p>Also the seedlings can be sprayed with diluted pseudomonas culture solution (@20ml dissolved in one litre of water).</p>	
Rice	Mainfiled	<p style="text-align: center;">Leaf roller</p> 	<p>If leaf folder attack is seen, unfold the leaves by rolling thorny wires/twigs over the canopy. Attack will be more in shaded conditions. Avoid excessive Nitrogenous fertilizers.</p> <p>If the attack is severe spot spraying of Chlorantraniliprole @3ml/10 ltr of water is also advised.</p>
Rice	All stages	<p style="text-align: center;">Case worm</p> 	<p>Destroy the dislodged larvae. After pulling a rope swabbed with kerosene or engine oil. Drain away the water from the fields. Broadcast the mixture containing 1L of Kerosine in 25 kg of saw dust or sand in the field.</p>
Coconut	All stages	<p style="text-align: center;">Red palm weevil</p> 	<p>The palms can be saved only if the attack is diagnosed at an early stage. Hence more frequently inspect the palms. The attack can be diagnosed by the presence of yellowing of upper and middle whorls of leaves and holes at the jointing region of leaf petioles to the trunk. Insect excrement, pupal cases etc. may also be seen in the crown or basins of the palms.</p> <p>Control: Prepare Imidachlorprid solution (@ 1ml/litre of water) and fill in the holes. Adopt field sanitation.</p>

Black pepper	All stages	<p style="text-align: center;">Foot rot</p> 	If disease is seen, drench soil in the plant basins and spray on the leaves with Redmil® (2g/litre).
Banana	Various stages of growth	<p style="text-align: center;">Sigatoka leaf spot</p> 	Cut and burn all affected leaves. Spray Tilt or Contaf (@ 2ml per litre)
Cucurbit Vegetables	Planting	<p style="text-align: center;">Downy mildew</p> 	As a prophylactic measure apply 'Mancozeb' (@ 2g/l of water). If disease appeared, spray Akomin® (@3ml/L) on both surfaces of the leaves, thrice at 15 days interval. Remove and burn out the infested leaves.
Tomato	Growing stage	<p style="text-align: center;">Wilt</p> 	If disease is seen, spray Redmil® (2g/litre) or Akomin® (2ml/litre).
Ginger	All stages	<p style="text-align: center;">Fusarium wilt</p> 	Drain the field. Drench the field with copper oxy chloride solution (@2g/litre of water)
Turmeric	Rhizome formation stage	<p style="text-align: center;">Rhizome rot and leaf blight</p> 	Spray carbendazim (@2g/litre of water)

Cashew	Pre-bearing stages	Tea mosquito bug 	Prophylactic measures: 1) The fungal biological control agent, <i>Beauveria bassiana</i> can be sprayed @ 20g/L <b>Or</b> 2) Spray 1% Bordeaux mixture mixed with quinalphos (2ml/litre of Bordeaux mixture)
Rubber	All stages	Collar rot	Remove the affected plants. Drench the basins of the surrounding trees with 0.3% copper oxy chloride. Also Apply 1 kg dolomite in the root zones of the trees, as a preventive measure.

**\*\* Warning colour codes of rainfall (for disaster management)**

<b>Warning (Take actions)</b>	<b>Alert (Be prepared)</b>	<b>Watch (Be updated)</b>	<b>No warning (No actions)</b>
-------------------------------	----------------------------	---------------------------	--------------------------------

Sd/-  
Nodal Officer,  
GKMS Project, RARS Pilicode