



# आजदी का अमृत महोत्सव

## Agromet Advisory Bulletin for the District, Kozhikode

(Valid from 06.11.2021 to 10.11.2021)

(Issued jointly by Kerala Agricultural University Regional Agricultural Research Station Pilicode & India Meteorological Department)



**Bulletin Number: Pilicode/Kkd-89/2021**

**Date: 05/11/2021**

### A. Weather Summary of preceding five days

Rainfall, mm	Max. temp., °C	Min. temp., °C	R. H., %	Wind speed, Km/h
101.3	31.2 – 33.0	24.2 – 25.0	66 – 97	00 -- 08




### B. Weather forecast for next five days





Parameters	06-11-2021	07-11-2021	08-11-2021	09-11-2021	10-11-2021
Rainfall, mm	20	15	16	20	10
Max. Temp, °C	32	32	33	33	33
Min. Temp, °C	25	25	25	25	25
Max. Relative Humidity, %	97	97	97	97	97
Min. Relative Humidity, %	74	74	74	74	74
Wind speed, km/h	5	4	3	2	2
Wind direction, degrees	200	250	230	270	70
Total cloud cover, octa	8	8	8	8	8

### C. Agrometeorological Advisories

Crop	Stages	Problems	Agro-meteorological advisories
			Isolated heavy rainfalls are likely to occur
			The sky will be cloudy. Low night temperature and high day temperature will be experienced. Hence there will be large difference between day time temperature and night temperature. The atmospheric humidity also will be high.
			Isolated heavy rainfalls (7 to 11 c. m.) are likely to occur on days –1, 2, 3, 4
			<b>As per extended range forecast, cumulative normal rainfall is likely in the next two weeks.</b>
General conditions			Keep all the drainage channels in fields open.
			Do not keep harvested produces like rice, rubber, copra, pulses, vegetables, seeds, etc. and fertilizers at open places.
			Beware of heavy wind and lightning. Avoid working when there is lightning. Don't rest under the trees and in weak shelters.
			Give strong propping to banana, vegetables and other soft stemmed crop plants.
			Neither keep the livestock in open places, nor allow them for grazing. They should be sheltered under strong roofs. During non-rainy days, rake the soil in the basins of the crops for aerating the root zone.

**Due to rain, increased humidity and temperature crops may get affected with fungal diseases as given below. Keep vigilance and take control measures on time.**

Vegetables	Transplanting/ sowing	<p>This is the right time for transplanting the seedlings of cool season vegetables like cauliflower, cabbage etc.</p> <p><b>Select only well drained area for the cultivation or Ensure good drainage facilities. There should not be any waterlogging in the fields.</b></p> <p><b>Sow/plant vegetables only on raised bunds/ridges/mounds.</b></p> <p>While preparing the land, incorporate lime @ 4kg/cent to the soil. Use Trichoderma enriched farm yard manure/compost. This will check the spread of wilt diseases.</p> <p>Before transplanting, dip the roots of the seedlings in slurry of pseudomonas (20g pseudomonas/litre of water) for 30 minutes. This will help the seedlings to grow vigorously.</p> <p>Also the seedlings can be sprayed with diluted pseudomonas culture solution (@20ml dissolved in one litre of water).</p>	
Coconut/ Arecanut/Fruit crops	Seedling stages	<p><b>Provide strong bunds around the pits to prevent the entry of runoff water into the basins. Do not allow water stagnation in the basins.</b></p> <p>If any water stagnation, drain/remove the water wherever possible and rake the basins periodically for aerating the roots</p>	
Coconut	All stages	<p style="text-align: center;">Stem bleeding</p> 	<p>Chisel out the affected parts and apply Bordeaux paste.</p> <p>Drench the palm basin (2m radius) with 40 litres of 1% Bordeaux mixture or soil drenching of Hexaconazole 25ml/25 litre of water.</p> <p>After one month, apply 5 kg Trichoderma enriched neem cake and 500g of Ayar® (micro nutrient mixture)</p> <p>In endemic areas, repeat fungicide drenching once in every four months</p>
Coconut	All stages	<p style="text-align: center;">Leaf rot of coconut</p> 	<p>Apply 1% Bordeaux mixture or 0.3% copper oxychloride solution in the heart of the crown. Apply lime. Spray borax also on leaves @ 5g/l. Also adopt all the basal management practices as described for the yellowing, above.</p>
Banana	All stages	<p style="text-align: center;">Fusarium wilt</p> 	<p>Drench basal soil with bavistin @ 1ml/litre of water</p> <p>Additionally, keep small masculine cloth bag filled with 25-50g beaching powder in the basins of the plants.</p>

Mango	Allstages	Gummosis and die back 	Apply Bordeaux paste on the affected portions on the shoots. Drench hexaconazole (@2ml/litre) in the basins.
Turmeric	Different stages	Leaf blight 	Remove the severely affected leaves from the plants and destroy in fire. Spray copper oxy chloride on the plants (@2g/litre of water)
Bitter gourd	Early growth stage	Bacterial wilt 	Keep the field clean and spray antibiotic strepto cycline 1 capsule per 2 litre.
Brinjal	Flowering and fruit setting	Shoot and Fruit borer 	Remove and destroy affected fruits and shoots. Spray chlorantraniliprole (coragen 3ml per 10 l of water) 2-3 times at weekly interval.

Sd/-  
Nodal Officer,  
GKMS Project, RARS Pilicode