



# Agromet Advisory Bulletin for the District, Kozhikode

(Valid from 07.01.2023 to 11.01.2023)



(Issued jointly by Kerala Agricultural University Regional Agricultural Research Station Pilicode & India Meteorological Department)

**Bulletin Number: Pilicode/Kkd-02/2023**

**Date: 06/01/2023**

## A. Weather Summary of preceding four days





Rainfall, mm	Max. temp., °C	Min. temp., °C	R. H., %	Wind speed, Km/h
0.0	33.4 – 34.8	22.6 – 23.0	58.5 – 77.1	0.0 – 06.0






## B. Weather forecast for next five days



Parameters	07-01-2023	08-01-2023	09-01-2023	10-01-2023	11-01-2023
Rainfall, mm	0	0	0	0	0
Max. Temp, °C	35	34	34	34	34
Min. Temp, °C	23	23	23	23	23
Max. Relative Humidity, %	76	76	76	76	76
Min. Relative Humidity, %	59	59	59	59	59
Wind speed, km/h	5	5	5	5	5
Wind direction, degrees	270	270	270	270	270
Total cloud cover, octa	2	2	3	4	3

## C. Agrometeorological Advisories

Crop	Stages	Problems	Agro-meteorological advisories
			<b>No rainfall **</b>
<b><u>General conditions</u></b>			No rainfall. Low night temperature (minimum 23°C) and high day temperature (maximum 34°C) will be experienced. Hence there will be large difference between day time temperature and night temperature. The atmospheric humidity also will be high (between 50 and 76%).
<b><u>General Recommendations</u></b>			The dew and high humidity in the atmosphere during early morning hours may help the rice blast and downy mildew in cucurbits causing fungus to excessively multiply and disseminate their fruiting bodies. Isolated light to moderate rain falls may occur in one or two days in the next five days.  Maintain hygiene conditions in crop fields. Infected and fallen nuts, leaves and tree parts should be removed from the fields and burnt.

Rice	All stages	<p style="text-align: center;"><b>Blast disease</b></p> 	<p>Spray Fujione (@ 1.5 ml per litre of water) or Nativo (@ 5g per 10 litre of water)</p> <p style="text-align: right;">Spray Fujione or Nativo (@ 2ml/litre of water )</p>
Coconut	Various stages	<p style="text-align: center;"><b>Red palm weevil</b></p> 	<p>The palms can be saved only if the attack is diagnosed at an early stage. Hence more frequently inspect the palms. The attack can be diagnosed by the presence of yellowing of upper and middle whorls of leaves and holes at the jointing region of leaf petioles to the trunk. Insect excrement, pupal cases etc. may also be seen in the crown or basins of the palms.</p> <p>Control: Prepare Spinosad @ 4ml/litre of water and fill in the holes on the trunks and axils of the second and third whorls of leaves, from the spindle leaf.</p> <p>Adopt field sanitation.</p>
Black Pepper	All stages	<p><b>Mealy bugs on the roots</b></p> <p>Syptoms: Older leaves turns dark yellow. While opening soil in the rootzone, mealy bugs can be seen (as shown in the picture) stuck on the roots.</p> 	<p>Open the top soil. Drench the soil (only if the bug is seen stuck on the roots) with Chlorpyrifos @ 2ml/litre or apply Fipronil granule @ 20g/vine.</p>
Cashew	Seedlings (up to four years)	<p><b>Tea mosquito attack and associated fungal diseases</b></p> 	<p>Prophylactic spray of combination of Bordeaux mixture (1% strength) + quinalphos (2ml/litre of the Bordeaux mixture )</p> <p>If die back is seen apply combination of hexaconazole and malathione (@ hexaconazole 1ml + malathione 1ml per litre of water)</p>

Tomato	Growing stage	<p>Fusarium wilt</p> 	Spray Bavistin (@2ml/litre)
Cucurbits	All stages	<p>Powdery mildew on cucurbits</p> 	<p>As a prophylactic measure apply 'Mancozeb' (@ 2g/l of water).</p> <p>If disease appeared, spray lime sulfur (@3g/L of water) on both surfaces of the leaves. Repeat after 10 days.</p>
Bitter gourd	All stages	<p>Fruit fly</p> 	<p>Setting up of pheromone trap(Cue lure @1/15 cent)</p> <p style="text-align: center;">+</p> <p>Spot application of 10 % jaggery containing 0.1 % malathion@1 spot/40 m<sup>2</sup> on underside of leaves at fortnight intervals.</p>
Cucurbitaceous vegetables	All stages	<p>Yellow mosaic virus</p> 	<p>Pull out the infected plants and burn or bury them.</p> <p>Spray difenthiuron @ 1g/ litre.</p>
Amaranth's	All stages	<p>Leaf blight</p> 	<p>Avoid overhead irrigation. Irrigate gently the basal regions of the plants. If disease is severe, apply cow dung slurry supernatant (2%) as foliar spray and Pseudomonas fluorescens (2%) or Trichoderma viridae (2%) as soil application.</p>

Okra	All stages	Jassids 	Spray Thiamethoxam @ 2gm/10litre of water.
Chilli	Active growing stage	Thrips and Mites 	Spray 'spiromesifen' (@1ml in litre of water)

**\*\* Warning colour codes of rainfall (for disaster management)**

<b>Warning (Take actions)</b>	<b>Alert (Be prepared)</b>	<b>Watch (Be updated)</b>	<b>No warning (No actions)</b>
-------------------------------	----------------------------	---------------------------	--------------------------------

Sd/-  
Nodal Officer,  
GKMS Project, RARS Pilicode