



## Agromet Advisory Bulletin for the District, Kozhikode

(Valid from 09.01.2021 to 13.01.2021)

(Issued jointly by Kerala Agricultural University Regional Agricultural Research Station Pilicode & India Meteorological Department)



Bulletin Number: Pilicode/Kkd-03/2021	Date: 08/01/2021
---------------------------------------	------------------


### A. Weather Summary of preceding four days



Rainfall, mm	Max. temp., °C	Min. temp., °C	R. H., %	Wind speed, Km/h
56.9	32.8 – 33.4	23.8 – 24.8	71– 96	00-16

### B. Weather forecast for next five days

Parameters	09.01.2021	10.01.2021	11.01.2021	12.01.2021	13.01.2021
Rainfall, mm	8	7	3	5	0.4
Max. Temp, °C	33	33	33	33	33
Min. Temp, °C	24	24	24	24	24
Max. Relative Humidity, %	96	96	96	96	96
Min. Relative Humidity, %	71	71	71	71	71
Wind speed, km/h	10	6	4	12	6
Wind direction, degrees	230	270	320	290	250
Total cloud cover, octa	8	8	7	8	5

### C. Agrometeorological Advisories

Crop	Stages	Problems	Agro-meteorological advisories
		Isolated rainfalls and strong wind may occur.	
	General conditions	<p>Prop bananas and vegetables</p> <p>Copra and Rubber, Arecanut etc should not be left in the drying yards during night.</p> <p>The climatic conditions are highly favourable for the spread of bacterial and fungal wilts in vegetables.</p>	
Paddy	Tillering	<p>Stem borer</p> 	<p>Egg masses are seen on the tip of the leaves. Collect and destroy the egg masses. Control measures should be taken if there are more than 2 egg masses in area of one square metre.</p> <p>Apply fish jiggery extract @ 6ml/L</p> <p>If there is severe attack, apply, Coragen® @ 3ml per 10L of water</p>

Vegetables	All stages	Bacterial/Fungal Wilts	Prophylactic application of copper oxy chloride (@3g/litre) both on foliage and basins is recommended. Moist the soil before application of the fungicide. After application do not irrigate the crop for next two days.
Banana	All stages	Leaf wilt	If wilting of leaf is seen, cut and remove and burn the affected leaves. Apply Bordeaux mixture (1%) or copper oxy chloride (@3g/litre)
Pumpkin	All stages	Pumpkin beetle 	Apply malathion 50 EC @ 3 ml / litre of water or malathion 50 EC @ 2 ml + neem oil 4ml per litre of water.  After irrigation, drench the soil with malathion 50 EC @ 3 ml / litre of water. After the application of insecticide, with hold irrigation on next two days.
Cashew	Flushing stage	Tea mosquito bug 	Prophylactic measures: 1) The fungal biological control agent, <i>Beauveria bassiana</i> can be sprayed @ 20g/L  <b>Or</b> 2) Spray quinalphos (2ml/litre) or Thiamethoxam (0.2g/L)

Sd/-  
Nodal Officer,  
GKMS Project, RARS Pilicode