



Agromet Advisory Bulletin for the District, Kozhikode

(Valid from 09.08.2025 to 13.08.2025)

(Issued jointly by Kerala Agricultural University Regional Agricultural Research Station Pilicode & India Meteorological Department)



Bulletin Number: Pilicode/ Kkd -63/2025

Date: 08/08/2025

A. Weather Summary of preceding four days






Rainfall, mm	Max. temp., °C	Min. temp., °C	R. H., %	Wind speed, Km/h
18.8	26.4 – 31.5	22.6 – 25.5	80 – 98	00 – 06



B. Weather forecast for next five days

Parameters	09-08-2025	10-08-2025	11-08-2025	12-08-2025	13-08-2025
Average Rainfall, mm	2	1	0.3	0.2	2
Max. Temp, °C	30	30	32	32	32
Min. Temp, °C	25	25	25	25	25
Max. Relative Humidity, %	96	96	96	96	96
Min. Relative Humidity, %	80	80	80	80	80
Wind speed, km/h	4	5	4	2	5
Wind direction, degrees	270	320	270	270	270
Total cloud cover, octa	8	8	7	8	8

C. Agrometeorological Advisories

Crop	Stages	Problems	Agro-meteorological advisories
General Condition	Light to Moderate Rainfall**		
	The sky will be cloudy. High relative humidity will be experienced. The atmospheric temperature will come down. The atmosphere may be turbid due to heavy wind		
Weather warning	There will be light to moderate rainfalls from August 09 to 12.		
Impacts	Damaging and losses or deteriorating quality of the open drying agricultural produces like copra, rubber, cashew nuts, seeds, food materials for processing etc.. Damages and losses may occur for crops having slender stems like banana and vegetables. Breaking branches and or trees may occur. Chances for water stagnation in the fields.		
General Recommendations	The increased temperature and humidity that was experienced during the last weeks might have caused the spread of fruiting bodies of fungal diseases like rots and wilts in coconut, arecanut, black pepper, rubber, ginger, banana etc. Keep hygiene in plantations. Infected nuts, leaves and tree parts should be removed from the fields and burnt. Postpone fertilizer applications to the crops		

Rice	All stages	Blight	In places where flooding occurred, there are chances of appearing blight and decaying of plants. As a precautionary measure place perforated bags which contain bleaching powder (2kg/acre), on the face of entry of water into the fields.
Coconut	All stages	Rhinoceros beetle  Dwarf varieties and young palms are more vulnerable to the attack.	<p>Take out the beetles from the attacked palm crown using beetle hook. Swab the hole made by the beetles with Bordeaux paste to prevent entry of fungus through the cut surface.</p> <p>Old fishnets can be reused for controlling the pest. Cut the nets into pieces of size 1m x 0.5m. Keep the middle portion of the net, lengthwise into the axils of 3rd and 4th leaf whirls of the palm. Push the net firmly with small stones into the axils. The hanging sides of the net should be kept open. The beetles will be trapped in the nets and get destroyed. Care should be taken to move the nets to upper leaf axils accordingly while fresh leaves are emerging.</p>
Areca nut	All stages	Mahali disease 	Apply Bordeaux mixture (1%) to the bunch and leaves.
Banana	Various stages of growth	Rhizome rot 	<p>Ensure good drainage in the garden</p> <p>Drench with Streptocyclin antibiotic (@2g/10L) or Copperhydroxide (20g/10L) at the basin of the plant.</p>
Ginger	Growing stage	Bacterial rot 	Drench 1% Bordeaux mixture or Copper oxychloride 0.2% (2g/litre)
Black pepper	All stages	Foot rot 	<p>As prophylactic measure, apply 150 gram of Trichoderma enriched neem cake - cow dung mixture in the basins of the vines and incorporate thoroughly with the soil.</p> <p>If disease already appeared, drench soil in the plant basins with Redomil 0.2% (2g/litre of water). Spray the same on the leaves also.</p>

Cow	Any stage	<p>Ephemeral Fever</p> 	<p>Ephemeral fever (BEF) is a disease that affects cattle and buffalo and is marked by a short fever, shivering, lameness and muscular stiffness. This disease may cause decline in milk production, lowered fertility and abortion.</p> <p>Treatment: Phenyl butazone sodium (200mg) 10ml/cattle should be given for 3 days in two divided doses.</p>
Poultry (hen/duck)	Aged stage	<p>Bumble foot</p> 	<p>The disease is common on hen and duck due to the unhygienic floors.</p> <p>The bumble foot is identified by swelling, redness and black or brown scab on the bottom of the foot.</p> <p>Prevention: - Make sure that the shelter and environment is clean and hygiene. Provide soft floor for the mobility of birds. Bandage the infected foot with rock salt or Neosporin powder.</p>

**** Warning colour codes of rainfall (for disaster management)**

Warning (Take actions)	Alert (Be prepared)	Watch (Be updated)	No warning (No actions)
-------------------------------	----------------------------	---------------------------	--------------------------------

Sd/-
Nodal Officer,
GKMS Project, RARS Pilicode