



Agromet Advisory Bulletin for the District, Kozhikode

(Valid from 08.11.2022 to 12.11.2022)



(Issued jointly by Kerala Agricultural University Regional Agricultural Research Station Pilicode & India Meteorological Department)

Bulletin Number: Pilicode/Kkd-89/2022

Date: 08/11/2022

A. Weather Summary of preceding five days





Rainfall, mm	Max. temp., °C	Min. temp., °C	R. H., %	Wind speed, Km/h
24.2	33.6 – 34.7	24.2 – 25.7	79.8 – 92.1	0.0 – 00.0





B. Weather forecast for next five days

Parameters	08-11-2022	09-11-2022	10-11-2022	11-11-2022	12-11-2022
Rainfall, mm	10	1	9	8	1
Max. Temp, °C	34	34	34	35	35
Min. Temp, °C	25	25	25	25	25
Max. Relative Humidity, %	93	93	93	93	93
Min. Relative Humidity, %	80	80	80	80	80
Wind speed, km/h	2	2	2	2	2
Wind direction, degrees	250	270	270	270	210
Total cloud cover, octa	8	6	8	8	4

C. Agrometeorological Advisories

Crop	Stages	Problems	Agro-meteorological advisories
			Light rainfalls are very likely to occur**
<u>General conditions</u>			<p>Isolated light rainfalls (up to 15.5mm within a time span of 24 hours.) may occur.</p> <p>As per the extended range forecast, there will be normal (weekly 73mm) rainfalls during the next two weeks also. The maximum and minimum temperatures will be lower than the normal during the next two weeks.</p> <p>The sky will be cloudy. High relative humidity will be experienced. High atmospheric temperature and heat index will be felt during the rain free intervals.</p>
<u>General Recommendations</u>			<p>Protect newly planted seedlings of the crops from the bright sunshine from southern side, by smearing with banana/coconut leaves.</p> <p>The weather is favourable for the cultivation of vegetable crops suitable for both cool season and all seasons.</p> <p>Maintain hygiene conditions in crop fields. Infected and fallen nuts, leaves and tree parts should be removed from the fields and burnt.</p> <p>Provide propping to tender stem crops like banana, tomato etc. Ensure sufficient drainage in crop fields. Give popping to slender stemmed and easily lodging crops like banana, vegetables etc.</p> <p>Take care while drying the harvested produces like rubber, cashew nut, copra etc., directly under the sun. Beware of thunder and lightning</p>

Vegetables	Transplanting/ sowing	<p>This is the right time for transplanting the seedlings of cool season vegetables like cauliflower, cabbage etc.</p> <p>Select only well drained area for the cultivation or Ensure good drainage facilities. There should not be any waterlogging in the fields.</p> <p>Sow/plant vegetables only on raised bunds/ridges/mounds.</p> <p>While preparing the land, incorporate lime @ 4kg/cent to the soil. Use Trichoderma enriched farm yard manure/compost. This will check the spread of wilt diseases.</p> <p>Before transplanting, dip the roots of the seedlings in slurry of pseudomonas (20g pseudomonas/litre of water) for 30 minutes. This will help the seedlings to grow vigorously.</p> <p>Also the seedlings can be sprayed with diluted pseudomonas culture solution (@20ml dissolved in one litre of water).</p>	
Rice	Mainfiled	<p style="text-align: center;">Leaf roller</p> 	<p>If leaf folder attack is seen, unfold the leaves by rolling thorny wires/twigs over the canopy. Attack will be more in shaded conditions. Avoid excessive Nitrogenous fertilizers.</p> <p>If the attack is severe spot spraying of Chlorantraniliprole @3ml/10 ltr of water is also advised.</p>
Rice	All stages	<p style="text-align: center;">Case worm</p> 	<p>Destroy the dislodged larvae. After pulling a rope swabbed with kerosene or engine oil. Drain away the water from the fields. Broadcast the mixture containing 1L of Kerosine in 25 kg of saw dust or sand in the field.</p>
Coconut	All stages	<p style="text-align: center;">Red palm weevil</p> 	<p>The palms can be saved only if the attack is diagnosed at an early stage. Hence more frequently inspect the palms. The attack can be diagnosed by the presence of yellowing of upper and middle whorls of leaves and holes at the jointing region of leaf petioles to the trunk. Insect excrement, pupal cases etc. may also be seen in the crown or basins of the palms.</p> <p>Control: Prepare Imidachlorprid solution (@ 1ml/litre of water) and fill in the holes. Adopt field sanitation.</p>
Coconut	All stages	<p style="text-align: center;">Leaf/inflorescence rot</p> 	<p>Apply 1% Bordeaux mixture or 0.3% copper oxychloride solution in the heart of the crown. Apply lime. Spray borax also on leaves @ 5g/l. Also adopt all the basal management practices as described for the yellowing, above.</p>

Black pepper	All stages	<p style="text-align: center;">Foot rot</p> 	If disease is seen, drench soil in the plant basins and spray on the leaves with Redmil® (2g/litre).
Cucurbit Vegetables	Planting	<p style="text-align: center;">Downy mildew</p> 	As a prophylactic measure apply 'Mancozeb' (@ 2g/l of water). If disease appeared, spray Akomin® (@3ml/L) on both surfaces of the leaves, thrice at 15 days interval. Remove and burn out the infested leaves.
Tomato	Growing stage	<p style="text-align: center;">Wilt</p> 	If disease is seen, spray Redmil® (2g/litre) or Akomin® (2ml/litre).
Bitter gourd	Early growth stage	<p style="text-align: center;">Bacterial wilt</p> 	Keep the field clean and spray antibiotic strepto cycline 1 capsule per 2 litre.

**** Warning colour codes of rainfall (for disaster management)**

Warning (Take actions)	Alert (Be prepared)	Watch (Be updated)	No warning (No actions)
-------------------------------	----------------------------	---------------------------	--------------------------------

Sd/-
Nodal Officer,
GKMS Project, RARS Pilicode