

Bulletin Number: Pilicode/ Kkd-55/2020

Date: 10/07/2020



A. Weather Summary of preceding four days






Rainfall, mm	Max. temp., °C	Min. temp., °C	R. H., %	Wind speed, Km/h
86.2	27.0 – 31.2	23.4– 24.4	87– 98	00 -04



B. Weather forecast for next five days

Parameters	11.07.2020	12.07.2020	13.07.2020	14.07.2020	15.07.2020
Rainfall, mm	5	4	4	18	8
Max. Temp, °C	30	30	30	30	30
Min. Temp, °C	24	24	24	24	24
Max. Relative Humidity , %	98	98	98	98	98
Min. Relative Humidity, %	85	85	85	85	85
Wind speed, km/h	8	10	12	18	14
Wind direction, degrees	270	290	290	320	320
Total cloud cover, octa	7	8	8	8	8

C. Agrometeorological Advisories

Crop	Stages	Problems	Agro-meteorological advisories
General conditions		<p>There will be rainfalls on coming days.</p> <p>Care should be taken to provide good drainage in the plantations. Adopt total field sanitations.</p>	
Paddy	All stages	<p>Sheath blight</p> 	Prophylactic spray of <i>Pseudomonas fluorescens</i> (@ 20g/l) is recommended.
Rice	Nursery/Seedlings	<p>Leaf folder</p> 	<p>If leaf folder attack is seen, unfold the leaves by rolling thorny wires/twigs over the canopy. Attack will be more in shaded conditions. Avoid excessive Nitrogenous fertilizers.</p> <p>If the attack is severe spot spraying of Coragen® @3ml/10L. of water is also advised.</p>

Coconut	All stages	<p>Yellowing and bud rot disease</p> 	<p>There are chances for the occurrence of 'yellowing of coconut leaves'. This happens mainly due to the deficiencies of secondary and micro nutrients. This may bring bud rot disease, as weak palms may get infected easily. Apply lime @ 2 kg/palm. Apply 500g of Ayar® (micro nutrient mixture) along with the recommended dose of NPK fertilizers, after two weeks of lime application.</p> <p>As a preventive measure, small perforated sachets containing 2 g of mancozeb may be tied to the top leaf axil.</p> <p>If the disease appears, in its early stages itself, cut and remove the affected tissues from the crown and apply Bordeaux paste. After that cover the cut surface with polythene sheets to protect it from rain falls until a new leaf emerges. Burn the removed tissues immediately.</p>
Arecanut	Bearing stage	<p>Leaf and Inflorescence rot</p> 	<p>Ensure good drainage in the gardens. Prune the shade trees surrounding the palms and ensure good light penetration in the gardens. Apply 1kg lime per vine in the basins. Application of 100gm potash per palm, in addition to the normal dose also is recommended. Apply Bordeaux mixture (1%) to the inflorescences and leaves.</p>
		<p>Premature nut fall</p> 	<p>Give an extra dose of 100g potash per palm</p>
Black pepper	Planting	<p>Wilt disease</p> 	<p>As prophylactic measure, apply 150 gram of Trichoderma enriched neem cake - cow dung mixture in the basins of the vines and incorporate thoroughly with the soil.</p>
Banana	Various stages	<p>Pseudostem weevil</p> 	<p>Field sanitation. Remove the affected parts and burn it using kerosene. Apply fipronil 5%SC (@3 ml l⁻¹).</p> <p>Apply Beauveria bassiana @ 20 g l⁻¹ at 5, 6 and 7 month after planting.</p>

	Various stages of growth	<p style="text-align: center;">Rhizome rot</p> 	<p>Ensure good drainage in the garden</p> <p>Drench with Streptocyclin antibiotic (@2g/10L)</p> <p>Or</p> <p>Copperhydroxide (20g/10L) at the basin of the plant.</p>
Animal Husbandry (Cattle)	All stages	<p style="text-align: center;">Ephemeral fever</p> 	<p>The ephemeral fever is appearing in cattle during the onset of rainy seasons. The fever is transmitted through blood sucking insects like flies and mosquitoes. Clinical symptoms include sudden onset of fever, loss of appetite, increased breathing and heart rate. Affected cattle often shiver and legs become stiff and lame. Watery discharges from the eyes and nose often occurs. Ephemeral fever has a short course of three days. Treatments are usually effective to maintain the blood circulation and avoid permanent muscle damage. If the cattle shows any symptom consult the nearest veterinary surgeon immediately and take necessary control measures with no delay.</p>

Sd/-
Nodal Officer,
GKMS Project, RARS Pilicode