



Agromet Advisory Bulletin for the District, Kozhikode

(Valid from 11.11.2023 to 15.11.2023)



(Issued jointly by Kerala Agricultural University Regional Agricultural Research Station Pilicode & India Meteorological Department)

Bulletin Number: Pilicode/Kkd-90/2023	Date: 10/11/2023
---------------------------------------	------------------

A. Weather Summary of preceding four days





Rainfall, mm	Max. temp., °C	Min. temp., °C	R. H., %	Wind speed, Km/h
18.1	33.2 – 34.2	24.2 – 25.8	64 – 92	00 - 04






B. Weather forecast for next five days

Parameters	11-11-2023	12-11-2023	13-11-2023	14-11-2023	15-11-2023
Rainfall, mm	15	5	0.1	0.1	0.1
Max. Temp, °C	33	34	35	35	35
Min. Temp, °C	25	25	26	26	26
Max. Relative Humidity, %	92	88	81	81	82
Min. Relative Humidity, %	64	60	49	47	44
Wind speed, km/h	2	2	4	2	5
Wind direction, degrees	250	290	270	270	270
Total cloud cover, octa	8	7	4	3	6

C. Agrometeorological Advisories

Crop	Stages	Problems	Agro-meteorological advisories
	Light to Moderate rainfalls **		
<u>General conditions</u>	<p>The sky will be cloudy. High relative humidity will be experienced.</p> <p>Low night temperature and high day temperature will be experienced. Hence there will be distinct difference between day time temperature and night temperature.</p> <p>There will be light rainfalls (from 2.5mm to 15.5 mm within a time span of 24 hours) in most places from November 10th to November 14th.</p>		
<u>General Recommendations</u>	<p>Ensure sufficient drainage in crop fields.</p> <p>The weather is favorable for the spread of fungal diseases like bud rot of coconut, mahali in arecanut, quick wilt in black pepper, rhizome rot diseases in ginger and turmeric.</p> <p>Maintain hygiene conditions in crop fields. Infected and fallen nuts, leaves and tree parts should be removed from the fields and burnt.</p> <p>Provide propping to tender stem crops like banana, tomato etc. Ensure sufficient drainage in crop fields. Beware of lightning. Give propping to slender stemmed and easily lodging crops like banana, vegetables etc. Take care while drying the harvested produces like rubber, cashew nut, copra etc., directly under the sun.</p>		

Vegetables	Transplanting/ sowing	<p>While preparing the land, incorporate lime @ 4kg/cent to the soil. Use Trichoderma enriched farm yard manure/compost. This will check the spread of wilt diseases.</p> <p>Before transplanting, dip the roots of the seedlings in slurry of pseudomonas (20g pseudomonas/litre of water) for 30 minutes. This will help the seedlings to grow vigorously.</p> <p>Also the seedlings can be sprayed with diluted pseudomonas culture solution (@20ml dissolved in one litre of water).</p>	
Coconut	All stages	<p>Bud rot</p> 	<p>Detection of disease at its early stage will help to adopt efficient corrective measures. Cut and remove the affected tissues from the crown and apply Bordeaux paste. After that cover the cut surface with polythene sheets to protect it from rain falls until new leaf emerges.</p> <p>Burn the removed tissues immediately.</p> <p>As a prophylactic measure spray 1% Bordeaux mixture into the axils of top leaves of the surrounding palms</p>
Coconut	All stages	<p>Stem bleeding</p> 	<p>Chisel out the affected parts and apply Bordeaux paste.</p> <p>Drench the palm basin (2m radius) with 40 litres of 1% Bordeaux mixture or soil drenching of Hexaconazole 25ml/25 litre of water.</p> <p>After one month, apply 5 kg Trichoderma enriched neem cake and 500g of Ayar® (micro nutrient mixture)</p> <p>In endemic areas, repeat fungicide drenching once in every four months</p>
Coconut	All stages	<p>Leaf/inflorescence rot</p> 	<p>Apply 1% Bordeaux mixture or 0.3% copper oxychloride solution in the heart of the crown. Apply lime. Spray borax also on leaves @ 5g/l. Also adopt all the basal management practices as described for the yellowing, above.</p>
Black pepper	All stages	<p>Foot rot</p> 	<p>As prophylactic measure, apply 150 gram of Trichoderma enriched neem cake - cow dung mixture in the basins of the vines and incorporate thoroughly with the soil. If disease already appeared, drench soil in the plant basins with Redomil 0.2% (2g/litre of water). Spray the same on the leaves also.</p>

Banana	All stages	Pseudostem weevil 	Adopt good field sanitation. Apply <i>Beauveria bassiana</i> @ 20 g/l at 5, 6 and 7 month after planting.
Cashew	Pre-bearing stages	Tea mosquito bug 	Prophylactic measures: 1) The fungal biological control agent, <i>Beavaria bassiana</i> can be sprayed @ 20g/L Or 2) Spray 1% Bordeaux mixture mixed with quinalphos (2ml/litre of Bordeaux mixture)
Cashew	Flushing stage	Root and stem borer 	Swabbing (above five years old trees only) with mud slurry and coal tar kerosene mixture at 1:2 proportion is recommended as a prophylactic measure. This combination can be externally applied on the stem to a height of 1.5m from the soil as well as on the exposed roots.
Okra	All stages	Shoot and Fruit borer 	Spray Coragen (3 ml in 10 litres of water) 2-3 times at weekly interval.
Brinjal	Flowering and fruit setting	Shoot and Fruit borer 	Remove and destroy affected fruits and shoots. Spray chlorantraniliprole (coragen 3ml per 10 l of water) 2-3 times at weekly interval.

**** Warning colour codes of rainfall (for disaster management)**

Warning (Take actions)	Alert (Be prepared)	Watch (Be updated)	No warning (No actions)
------------------------	---------------------	--------------------	-------------------------

Sd/-
Nodal Officer,
GKMS Project, RARS Pilicode