



Agromet Advisory Bulletin for the District, Kozhikode

(Valid from 11.12.2024 to 15.12.2024)

(Issued jointly by Kerala Agricultural University Regional Agricultural Research Station Pilicode & India Meteorological Department)



Bulletin Number: Pilicode/Kkd-99/2024	Date: 10/12/2024
--	-------------------------

A. Weather Summary of preceding five days





Rainfall, mm	Max. temp., °C	Min. temp., °C	R. H., %	Wind speed, Km/h
0.3	33.8 – 34.5	25.0 - 26.2	67- 89	00 - 06






B. Weather forecast for next five days



Parameters	11-12-2024	12-12-2024	13-12-2024	14-12-2024	15-12-2024
Average Rainfall, mm	0.1	0.1	5	5	0.1
Max. Temp, °C	35	35	32	32	32
Min. Temp, °C	25	25	25	25	25
Max. Relative Humidity, %	86	86	86	86	86
Min. Relative Humidity, %	72	72	72	72	72
Wind speed, km/h	3	3	3	3	3
Wind direction, degrees	290	320	290	320	250
Total cloud cover, octa	3	3	8	8	4

C. Agrometeorological Advisories

Crop	Stages	Problems	Agro-meteorological advisories
General conditions	Light to Moderate Rainfall **		
	<p>The sky will be cloudy. High relative humidity will be experienced.</p> <p>Low night temperature and high day temperature will be experienced. Hence there will be distinct difference between day time temperature and night temperature.</p> <p>There will be light to moderate rainfalls (From 15.5 mm to 64.4 mm within a time span of 24 hours) from December 10 to 11 and 13 to 14</p> <p>There will be isolated heavy rainfall (From 64.5mm to 115.5mm within in a time span of 24 hours) on December 12</p>		
General Recommendations	<p>Drain the stagnating water from the cultivated areas if heavy water stagnations occurs.</p> <p>Harvest the matured crops and transport to store houses quickly. Do not heap the harvested produces in the field itself or in open places.</p> <p>Do not attempt to dry the products like rice, rubber, copra, pulses, vegetable seeds, etc directly under sun.</p>		

	<p>Give propping to all soft slender stemmed crops like banana, vegetables, climbers etc. Clean the drainage channels in crop lowlands to enable proper drainage of excess water in case of exigencies if any.</p> <p>Maintain hygiene conditions in crop fields. Infected and fallen nuts, leaves and tree parts should be removed from the fields and burnt.</p> <p>Keep animal feeds, seeds, fertilizers etc. in termite free and moist free rooms on elevated platforms coated with wooden panels.</p> <p>Use sticking agents also while spraying. Don't take rest under trees and weak roof structures. Likewise the animals also should not be sheltered under weak roof and under trees. Beware of lighting.</p>		
Paddy	All stages	<p>Bacterial leaf blight</p> 	<p>If flooding occurs, there are chances of appearing blight and decaying of plants. As a precautionary measure place perforated bags which contain bleaching powder (2kg/acre), on the face of entry of water into the fields.</p> <p>Spray supernatant solution of the cow dung water mixture (Dispense 20g cow dung in 1 L of water and filter the solution through muslin cloth).</p> <p>If the infection is severe spray Streptocyclin 30g/200 L of water for 1acre.</p>
Black pepper	All stages	<p>Foot rot</p> 	<p>Foot rot: As prophylactic measure, apply 150 gram of Trichoderma enriched neem cake - cow dung mixture in the basins of the vines and incorporate thoroughly with the soil.</p> <p>If disease already appeared, drench soil in the plant basins with Redomil 0.2% (2g/litre of water). Spray the same on the leaves also.</p>
Banana	Various stages of growth	<p>Sigatoka leaf spot</p> 	<p>Cut and burn all affected leaves.</p> <p>Spray Tilt or Contaf (@ 2ml per litre)</p>
Cashew	Fleshing stage	<p>Tea mosquito bug</p> 	<p>Take control measures only if the attack is seen (only if there is scraped marks on newly formed slender twigs). If the attack is noticed spray lamda cyhalothrin+ copper oxy chloride (@ lamda cyhalothrin 0.6ml + copper oxy chloride 2g in one litre of water)</p>

Cashew	Flowering stage (Early bearing varieties like Madakathara – 1, KAU – Nihara)	Tea mosquito bug	Take control measures only if the attack is seen (only if there is scraped marks on peduncle/pedicle of the panicle). If the attack is noticed spray quinalphos + mancozeb (@quinalphos 2ml + mancozeb 2g in one litre of water)
Cucurbit Vegetables	Planting	Downy mildew 	As a prophylactic measure apply 'Mancozeb'(@ 2g/l of water). If disease appeared, spray Akomin® (@3ml/L) on both surfaces of the leaves, thrice at 15 days interval. Remove and burn out the infested leaves.
Cucurbitaceo us Vegetables	Flowering and fruit setting	Melon fruit flies 	Keep pheromone traps. Spray Malathion:- Mix 2 ml of Malathion in one litre of water. Dissolve 10g of jaggery in the solution to attract the flies. Spray this solution on lower sides of the leaves
Tomato	Growing stage	Wilt 	If disease is seen, spray Redmil® (2g/litre) or Akomin® (2ml/litre).
Brinjal	Flowering and fruit setting	Shoot and Fruit borer 	Remove and destroy affected fruits and shoots. Spray chlorantraniliprole (coragen 3ml per 10 l of water) 2-3 times at weekly interval.
Chilli	Growth phase	Late spot 	Spray Mancozeb or Saaf (2g/litre of water) or Potassium phosphonate (2ml/litre of water)

Ginger and Turmeric	All stages	<p style="text-align: center;">Rhizome rot</p> 	Drain the field. Drench the field with 1% Bordeaux mixture.
Cow	Any stage	<p style="text-align: center;">FMD (Foot and Mouth disease)</p> 	Foot and Mouth disease is a highly transmissible disease caused by infection with an Aphthovirus. The infection results in vesicular lesions in and around the mouth and on the feet, resulting in the reluctance of an animal to eat or move.

Sd/-
Nodal Officer,
GKMS Project, RARS Pilicode

**** Warning colour codes of rainfall (for disaster management)**

Warning (Take actions)	Alert (Be prepared)	Watch (Be updated)	No warning (No actions)
-------------------------------	----------------------------	---------------------------	--------------------------------