



## Agromet Advisory Bulletin for the District, Kozhikode

(Valid from 12.09.2020 to 16.09.2020)

(Issued jointly by Kerala Agricultural University Regional Agricultural Research Station Pilicode & India Meteorological Department)



Bulletin Number: Pilicode/Kkd-73/2020

Date: 11/09/2020

### A. Weather Summary of preceding four days




Rainfall, mm	Max. temp., °C	Min. temp., °C	R. H., %	Wind speed, Km/h
146.6	27.0 – 31.6	23.4 – 25.5	81– 98	00 -06

### B. Weather forecast for next five days

Parameters	12.09.2020	13.09.2020	14.09.2020	15.09.2020	16.09.2020
Rainfall, mm	40	28	20	30	28
Max. Temp, °C	27	27	27	27	27
Min. Temp, °C	24	24	24	24	24
Max. Relative Humidity , %	98	98	98	98	98
Min. Relative Humidity, %	81	81	81	81	81
Wind speed, km/h	14	10	10	6	10
Wind direction, degrees	230	230	290	320	290
Total cloud cover, octa	8	8	8	8	8

### C. Agrometeorological Advisories

Crop	Stages	Problems	Agro-meteorological advisories
			<p><b>There will be isolated concentrated rainfalls on coming days (please see the forecast given above).</b></p> <p><b>Thunder storm also can be expected.</b></p>
	<b>General conditions</b>		<p>Harvest all the ripened rice and vegetables as early as possible and transport to a safer area.</p> <p>Ensure good drainage in paddy fields where grains are in maturity stage.</p> <p>Give support to slender stem crops like banana, vegetables through propping.</p> <p>Care should be taken while drying the harvested grains, seeds, rubber sheets, copra etc. directly under sun.</p> <p>Postpone the fertilizer application to the crops.</p>

Coconut	All stages	<p style="text-align: center;">Red palm weevil</p> 	<p>The palms can be saved only if the attack is diagnosed at an early stage. Hence more frequently inspect the palms. The attack can be diagnosed by the presence of yellowing of upper and middle whorls of leaves and holes at the jointing region of leaf petioles to the trunk. Insect excrement, pupal cases etc. may also be seen in the crown or basins of the palms.</p> <p>Control: Prepare Imidachlorprid solution (@ 1ml/litre of water) and fill in the holes. Adopt field sanitation.</p>
Cashew	Flowering stage	<p style="text-align: center;">Tea mosquito bug</p> 	<p>Spray Quinalphos @ 2ml/L .</p>
Black pepper	All stages	<p style="text-align: center;">Quick wilt</p> 	<p>Spray Redomil (@2g/litre of water) or copper oxy chloride (@3g/litre of water)</p> <p>Drench the soil in the basins with the same preparation (@ 5 litre per vine) as mentioned above.</p>

Sd/-  
Nodal Officer,  
GKMS Project, RARS Pilicode