

आजादी  
का  
अमृत महोत्सव



**Agromet Advisory Bulletin**  
**Kozhikode District**  
**(Valid from 13.07.2022 to 17.07.2022)**



## Agromet Advisory Bulletin for the District, Kozhikode

(Valid from 13.07.2022 to 17.07.2022)

(Issued jointly by Kerala Agricultural University Regional Agricultural Research Station Pilicode & India Meteorological Department)



Bulletin Number: Pilicode/Kkd-55/2022

Date: 12/07/2022

### A. Weather Summary of preceding five days





Rainfall, mm	Max. temp., °C	Min. temp., °C	R. H., %	Wind speed, Km/h
142.3	25.1 – 29.6	22.8 – 24.0	88 - 98	00 - 06



### B. Weather forecast for next four days

Parameters	13-07-2022	14-07-2022	15-07-2022	16-07-2022	17-07-2022
Rainfall, mm	20	25	30	22	12
Max. Temp, °C	30	30	30	30	32
Min. Temp, °C	24	24	24	24	25
Max. Relative Humidity, %	98	98	98	98	98
Min. Relative Humidity, %	90	90	90	90	90
Wind speed, km/h	12	14	8	12	14
Wind direction, degrees	290	270	290	270	270
Total cloud cover, octa	8	8	8	8	8

### C. Agrometeorological Advisories

Crop	Stages	Problems	Agro-meteorological advisories
			<b>Isolated heavy rainfalls **</b>
<b><u>General conditions</u></b>			<p>There will be Isolated heavy rainfalls (upto 115.5 mm within a time span of 24 hours.) As per the extended there will be rainfalls in the next week also.</p> <p>The sky will be cloudy. High relative humidity will be experienced. The atmospheric temperature will drop.</p>
<b><u>General Recommendations</u></b>			<p><b>Very heavy rainfalls were experienced during the last 5 days.</b></p> <p><b>Heavy rainfalls are forecasted in the district, for next five days. Keep all the drainage channels opened. Postpone fertilizer applications to the crops for few days, till rainfall subsides. Ensure proper drainage in cropped lands.</b></p> <p><b>Farmers of hilly tracts and places where there are possibilities for landslides are advised to keep vigilance and closely follow the advises of disaster management team.</b></p> <p>The increased temperature and humidity that was experienced during the last weeks might have caused the spread of fruiting bodies of fungal diseases like rots and wilts in coconut, arecanut, black pepper, rubber, ginger, banana etc.</p> <p>Keep hygiene in plantations. Infected nuts, leaves and tree parts should be removed from the</p>

	fields and burnt. Give popping to all soft slender stemmed crops like banana, vegetables, climbers etc. Do not shelter the cattle in weak structures. Keep animal feeds, seeds, fertilizers etc. in termite free and moist free rooms on elevated platforms coated with wooden panels. If possible keep a buffer stock of paddy seeds, for catch cop if any exigent conditions arises.		
<b>Paddy</b>	<b>All stages</b>	<b>Blight</b>	<b>In places where flooding occurred, there are chances of appearing blight and decaying of plants. As a precautionary measure place perforated bags which contain bleaching powder (2kg/acre), on the face of entry of water into the fields.</b>
Paddy	Tillering	Leaf folder 	If leaf folder attack is seen, unfold the leaves by rolling thorny wires/twigs over the canopy. If the attack is severe spot spraying of flubendiamide @ 1.0 ml/10L is recommended. Attack will be more in shaded conditions. Avoid excessive Nitrogenous fertilizers
Black pepper	Seedlings	Pollu beetle 	Spray quinalphos 25%EC @ 2mlper litre
Banana	Bearing stage	Pitting disease 	Spray Mancozeb (@2g/litre), only on immature bunches. .  Cover the bunch with poly ethylene sheets having pin holes on it. This will help to protect the bunch from birds attack also.
Banana	Various stages of growth	Rhizome rot 	Ensure good drainage in the garden  Drench with Streprocyclin antibiotic (@2g/10L)  Or  Copperhydroxide (20g/10L) at the basin of the plant.

Papaya	Bearing stage	<p>Bunchy top disease</p> 	<p>Destroy the affected trees completely.</p> <p>Give a supplementary dose of 100g Ayar (the micro nutrient mixture released by KAU) to the other papaya plants..</p>
Livestock (Cows/Goats)	Any stage	<p>Foot rot disease</p>	<p>Avoid water stagnation in and around the shelter houses. Adopt complete hygiene conditions for the animals. Wash the foot in 0.2% Potassium permanganate solution (2g potassium permanganate per litre of water) and dry the foot with cotton clothes.</p>
Livestock (Cows/Goats)	Milking	<p>Mastitis</p> 	<p>The disease is common on cows which are sheltered in unhygienic conditions.</p> <p><b>Prevention:-</b> Ensure hygienic conditions for the individual animals as well as their shelter and its surroundings. The milking machines should be cleaned properly after every use. Boost the immunity of cattle by supplementing feeds with vitamins and minerals containing health tonics.</p> <p>If disease appears, give medication under the supervision of a Veterinary doctor immediately.</p>
Livestock (Cows/Goats)	Any stage	<p>Diarrhea</p>	<p>The common causes for this disease is worm attacks and unhygienic surroundings.</p> <p><b>Prevention:-</b> Ensure hygienic conditions for the individual animals as well as their shelter and its surroundings</p> <p>Deworm the animals periodically in consultation with veterinary doctors.</p>

**\*\* Warning colour codes of rainfall (for disaster management)**

Warning (Take actions)	Alert (Be prepared)	Watch (Be updated)	No warning (No actions)
------------------------	---------------------	--------------------	-------------------------

Sd/-  
Nodal Officer,  
GKMS Project, RARS Pilicode