



Agromet Advisory Bulletin for the District, Kozhikode (Valid from 13.12.2023 to 17.12.2023)



(Issued jointly by Kerala Agricultural University Regional Agricultural Research Station Pilicode & India Meteorological Department)

Bulletin Number: Pilicode/Kkd-99/2023	Date: 12/12/2023
---------------------------------------	------------------

A. Weather Summary of preceding five days




Rainfall, mm	Max. temp., °C	Min. temp., °C	R. H., %	Wind speed, Km/h
40.7	33.6 – 35.2	24.0 – 26.2	64 – 95	00 - 04




B. Weather forecast for next five days

Parameters	13-12-2023	14-12-2023	15-12-2023	16-12-2023	17-12-2023
Rainfall, mm	3	0	0	0.2	5
Max. Temp, °C	34	35	35	35	35
Min. Temp, °C	26	26	26	26	26
Max. Relative Humidity, %	92	92	92	92	92
Min. Relative Humidity, %	64	64	64	64	64
Wind speed, km/h	4	2	2	2	2
Wind direction, degrees	290	250	250	320	270
Total cloud cover, octa	8	7	4	7	8

C. Agrometeorological Advisories

Crop	Stages	Problems	Agro-meteorological advisories
			No Rain **
<u>General conditions</u>			No rainfall. High relative humidity will be experienced. Low night temperature and high day temperature will be experienced. Hence there will be distinct difference between day time temperature and night temperature.
<u>General Recommendations</u>			Ensure sufficient drainage in crop fields. Mulch the crop basins. Provide proper irrigation for the vegetables. Prevent excessive drainage of the water from the field. The loosened soil while opening of basins for manuring tree crops may help for the penetration and collection of water in the soil. If possible divert the run-off water to such basins. Harvesting of water in the cropped lands will help to delaying irrigation and drought. Maintain hygiene conditions in crop fields. Infected and fallen nuts, leaves and tree parts should be removed from the fields and burnt. Take care while drying the harvested produces like rubber, cashew nut, copra etc., directly under the sun.

Paddy	Transplanting in late second cropped (Mundakan season) areas, where flooding occurs during the monsoon season.	<p>Apply FYM/compost @ 20kg/cent and incorporate with the soil along with ploughing. To correct the iron toxicity problem in midland lateritic soils, apply lime/dolomite as recommended in the soil test result. If not, apply lime/dolomite @ 2kg/cent (40sq.m) and incorporate thoroughly with the soil at least 14 days before the application of chemical fertilizers. Repeat lime application at the same rate after 30-40 days of transplanting also</p> <p>To prevent the leaching loss of water and nutrients from the fields thoroughly block the crab holes and cracks on the bunds by plastering with mud.</p>	
Vegetables	Transplanting/ sowing	<p>While preparing the land, incorporate lime @ 4kg/cent to the soil. Use Trichoderma enriched farm yard manure/compost. This will check the spread of wilt diseases.</p> <p>Before transplanting, dip the roots of the seedlings in slurry of pseudomonas (20g pseudomonas/litre of water) for 30 minutes. This will help the seedlings to grow vigorously.</p> <p>Also the seedlings can be sprayed with diluted pseudomonas culture solution (@20ml dissolved in one litre of water).</p>	
Coconut	All stages	<p style="text-align: center;">Bud rot</p> 	<p>Detection of disease at its early stage will help to adopt efficient corrective measures. Cut and remove the affected tissues from the crown and apply Bordeaux paste. After that cover the cut surface with polythene sheets to protect it from rain falls until new leaf emerges.</p> <p>Burn the removed tissues immediately.</p> <p>As a prophylactic measure spray 1% Bordeaux mixture into the axils of top leaves of the surrounding palms</p>
Coconut	All stages	<p style="text-align: center;">Red palm weevil</p> 	<p>The palms can be saved only if the attack is diagnosed at an early stage. Hence more frequently inspect the palms. The attack can be diagnosed by the presence of yellowing of upper and middle whorls of leaves and holes at the jointing region of leaf petioles to the trunk. Insect excrement, pupal cases etc. may also be seen in the crown or basins of the palms.</p> <p>Control: Prepare Imidachlorpid solution (@ 1ml/litre of water) and fill in the holes. Adopt field sanitation.</p>
Banana	Various stages of growth	<p style="text-align: center;">Sigatoka leaf spot</p> 	<p>Cut and burn all affected leaves.</p> <p>Spray Tilt or Contaf (@ 2ml per litre)</p>

Cashew	Flushing stage	<p>Root and stem borer</p> 	<p>Chisel out the grubs and swab the tree trunk with Chlorpyrifos 2 ml /L of water and drench the pesticide solution on to the soil near the root zone to minimize re-infestation. Swabbing (adult trees only) with mud slurry and coal tar kerosene mixture at 1:2 proportion is also recommended as a prophylactic measure.</p>
Cucurbitaceo us Vegetables	Flowering and fruit setting	<p>Abnormal flower drops</p>	<p>Immediately after the cessation of rainfalls give a foliar spray of 0.2% boron solution (2g 'solubor' in one litre of water)</p>
Amaranthus	All stages	<p>Leaf blight</p> 	<p>Avoid overhead irrigation. Irrigate gently the basal regions of the plants. If disease is severe, apply cow dung slurry supernatant (2%) as foliar spray and Pseudomonas fluorescens (2%) or Trichoderma viridae (2%) as soil application.</p>
Cow	Any stage	<p>FMD (Foot and Mouth disease)</p> 	<p>Foot and Mouth disease is a highly transmissible disease caused by infection with an Aphthovirus. The infection results in vesicular lesions in and around the mouth and on the feet, resulting in the reluctance of an animal to eat or move. Prevention: Ensure hygienic conditions for the individual animals as well as their shelter and its surroundings. Boost the immunity of cattle by supplementing feeds with vitamins and minerals containing health tonics. If disease appears, give medication under the supervision of a Veterinary doctor immediately.</p>

**** Warning colour codes of rainfall (for disaster management)**

Warning (Take actions)	Alert (Be prepared)	Watch (Be updated)	No warning (No actions)
------------------------	---------------------	--------------------	-------------------------

Sd/-
Nodal Officer,
GKMS Project, RARS Pilicode