



Agromet Advisory Bulletin for the District, Kozhikode

(Valid from 14.01.2023 to 18.01.2023)



(Issued jointly by Kerala Agricultural University Regional Agricultural Research Station Pilicode & India Meteorological Department)

Bulletin Number: Pilicode/Kkd-04/2023	Date: 13/01/2023
--	-------------------------

A. Weather Summary of preceding four days






Rainfall, mm	Max. temp., °C	Min. temp., °C	R. H., %	Wind speed, Km/h
0.0	32.7 – 34.6	21.6 – 23.3	61.6 – 83.8	0.0 – 06.0




B. Weather forecast for next five days

Parameters	14-01-2023	15-01-2023	16-01-2023	17-01-2023	18-01-2023
Rainfall, mm	0	0	0	0	0
Max. Temp, °C	33	34	34	34	34
Min. Temp, °C	23	22	22	23	23
Max. Relative Humidity, %	83	83	83	83	83
Min. Relative Humidity, %	62	62	62	62	62
Wind speed, km/h	4	3	3	3	3
Wind direction, degrees	290	290	270	270	290
Total cloud cover, octa	2	2	2	1	1

C. Agrometeorological Advisories

Crop	Stages	Problems	Agro-meteorological advisories
			No rainfall **
<u>General conditions</u>			No rainfall. Low night temperature (minimum 23°C) and high day temperature (maximum 34°C) will be experienced. Hence there will be large difference between day time temperature and night temperature. The atmospheric humidity also will be high (between 50 and 76%).
<u>General Recommendations</u>			Fungal diseases like blight, leaf spots and wilt may spread in crops. Keep vigilance. Take control measures in the beginning stage of diseases. In plantation crops, water conservation measures should be adopted. Give mulching in the soil with crop residues, green or dried leaves. The trashes used should be free of any pest and diseases. Avoid the trashes of the same species as mulch. This will help to prevent the multiplication of crop specific pest and disease causing organisms. Powdering the top soil using a secondary tillage implement and spreading it uniformly over the field, will help to conserve water for a long period of time in the fields.

Paddy	Maximum Tillering	<p>Rice bug</p> 	<p>Apply Azadiractin 3000ppm stock after diluting in water @ 3ml/L. To have a better control add and stir one to two ml. of Malathion 50EC per litre of the diluted Azadiractin solution before applying. The spraying should be done in the evening, immediately after sunset.</p>
Coconut	All stages	<p>Stem bleeding</p> 	<p>Chisel out the affected parts and apply Bordeaux paste.</p> <p>Drench the palm basin (2m radius) with 40 litres of 1% Bordeaux mixture.</p> <p>After one month, apply 5 kg Trichoderma enriched neem cake and 500g of Ayar® (micro nutrient mixture)</p>
Cashew	Flowering stage	<p>Tea mosquito bug and Anthracnose</p> 	<p>Against Tea mosquito bug spray Quinalphos (2ml/L) and against Anthracnose spray Mancozeb(2gm/L)</p>
Mango	Fruit maturing stage	<p>Mango fruit flies</p> 	<p>Collect and destroy the fallen fruits by taking deep pits atleast 60 cm depth. Set up pheromone trap (methyl eugenol trap) @ 1 trap/15 cents.</p>
Bitter gourd	All stages	<p>Fruit fly</p> 	<p>Setting up of pheromone trap(Cue lure @1/15 cent)</p> <p>OR</p> <p>Spot application of 10 % jaggery containing 0.1 % malathion@1 spot/40 m² on underside of leaves at fortnight intervals.</p>

Cucurbitaceo us vegetables	All stages	<p>Yellow mosaic virus</p> 	<p>Pull out the infected plants and burn or burry them.</p> <p>Spray difenthiuron @ 1g/ litre.</p>
Amaranths'	All stages	<p>Leaf blight</p> 	<p>Avoid overhead irrigation. Irrigate gently the basal regions of the plants. If disease is severe, apply cow dung slurry supernatant (2%) as foliar spray and Pseudomonas flouescens (2%) or Trichoderma viridae (2%) as soil application.</p>
Vegetables	Growth phase	<p>Vegetables Sucking Pests</p> 	<p>Spray neem based insecticide (@ 4ml insecticide/litre of water). Repeate the spraying at every seven days intervals till flowering. If there is severe attack, spray Actara® (@3g/litre of water). Spray the insecticides on both surfaces of the leaves.</p>

**** Warning colour codes of rainfall (for disaster management)**

Warning (Take actions)	Alert (Be prepared)	Watch (Be updated)	No warning (No actions)
-------------------------------	----------------------------	---------------------------	--------------------------------

Sd/-
Nodal Officer,
GKMS Project, RARS Pilicode