



Agromet Advisory Bulletin for the District, Kozhikode

(Valid from 14.01.2025 to 18.01.2025)

(Issued jointly by Kerala Agricultural University Regional Agricultural Research Station Pilicode & India Meteorological Department)



Bulletin Number: Pilicode/Kkd-04/2025 **Date: 13/01/2025**

A. Weather Summary of preceding four days





| Rainfall, mm | Max. temp., °C | Min. temp., °C | R. H., % | Wind speed, Km/h |
|--------------|----------------|----------------|----------|------------------|
| 0.0 | 34.2 – 35.4 | 23.4 – 25.4 | 58 - 80 | 00 - 04 |






B. Weather forecast for next five days

| Parameters | 14-01-2025 | 15-01-2025 | 16-01-2025 | 17-01-2025 | 18-01-2025 |
|---------------------------|------------|------------|------------|------------|------------|
| Average Rainfall, mm | 2 | 1 | 0.2 | 0.1 | 0 |
| Max. Temp, °C | 35 | 35 | 35 | 35 | 35 |
| Min. Temp, °C | 25 | 25 | 25 | 25 | 25 |
| Max. Relative Humidity, % | 78 | 78 | 78 | 76 | 76 |
| Min. Relative Humidity, % | 56 | 56 | 56 | 54 | 54 |
| Wind speed, km/h | 3 | 3 | 2 | 2 | 2 |
| Wind direction, degrees | 320 | 320 | 320 | 320 | 340 |
| Total cloud cover, octa | 6 | 5 | 8 | 4 | 3 |

C. Agrometeorological Advisories

| Crop | Stages | Problems | Agro-meteorological advisories |
|--------------------------------|--------------------------------------|----------|--|
| | Light to Moderate Rainfall ** | | |
| General conditions | | | <p>The sky will be cloudy. High relative humidity will be experienced.</p> <p>Low night temperature and high day temperature will be experienced. Hence there will be distinct difference between day time temperature and night temperature.</p> <p>There will be light to moderate rainfalls (From 2.5 mm to 64.4 mm within a time span of 24 hours) from January 13 to 15.</p> <p>There will be light rainfalls (From 2.5 mm to 15.5 mm within a time span of 24 hours) on January 16.</p> <p>There is no rainfall on January 17.</p> |
| General Recommendations | | | <p>Drain the stagnating water from the cultivated areas if heavy water stagnations occurs.</p> <p>Harvest the matured crops and transport to store houses quickly. Do not heap the harvested produces in the field itself or in open places.</p> <p>Do not attempt to dry the products like rice, rubber, copra, pulses, vegetable seeds, etc. directly under sun.</p> |

| | | | |
|--------------|--|--|--|
| | <p>Give propping to all soft slender stemmed crops like banana, vegetables, climbers etc. Clean the drainage channels in crop lowlands to enable proper drainage of excess water in case of exigencies if any.</p> <p>Maintain hygiene conditions in crop fields. Infected and fallen nuts, leaves and tree parts should be removed from the fields and burnt.</p> <p>Keep animal feeds, seeds, fertilizers etc. in termite free and moist free rooms on elevated platforms coated with wooden panels.</p> <p>Use sticking agents also while spraying.</p> | | |
| Rice | Tillering | <p>Leaf folder</p>  | <p>If leaf folder attack is seen, unfold the leaves by rolling thorny wires/twigs over the canopy. If the attack is severe spot spraying of flubendiamide 39.35%SC @ 1.0 ml/10L is recommended. Attack will be more in shaded conditions. Avoid excessive Nitrogenous fertilizers</p> |
| Coconut | Various stages | <p>Red palm weevil</p>  | <p>The palms can be saved only if the attack is diagnosed at an early stage. Hence more frequently inspect the palms. The attack can be diagnosed by the presence of yellowing of upper and middle whirls of leaves and holes at the jointing region of leaf petioles to the trunk. Insect excrement, pupal cases etc. may also be seen in the crown or basins of the palms.</p> <p>Control: Prepare Spinosad @ 4ml/litre of water and fill in the holes on the trunks and axils of the second and third whirls of leaves, from the spindle leaf.</p> <p>Adopt field sanitation.</p> |
| Black pepper | All stages | <p>Foot rot</p>  | <p>Foot rot: As prophylactic measure, apply 150 gram of Trichoderma enriched neem cake - cow dung mixture in the basins of the vines and incorporate thoroughly with the soil.</p> <p>If disease already appeared, drench soil in the plant basins with Redomil 0.2% (2g/litre of water). Spray the same on the leaves also.</p> |
| Mango | Fruit maturing stage | <p>Mango fruit flies</p>  | <p>Collect and destroy the fallen fruits by taking deep pits atleast 60 cm depth. Set up pheromone trap (methyl eugenol trap) @ 1 trap/15 cents.</p> |

| | | | |
|----------------------------|----------------|--|---|
| Various crops | Various stages | <p style="text-align: center;">Sucking pests</p>  <p>The climate is favourable for the spread of sucking pests like mealy bug, jasids, aphids, mites, bugs etc. If not controlled properly they will act as vectors and may spread virus diseases.</p> | <p>To control the pests apply neem oil emulsion (5 ml. neem oil mixed in one litre of luke warm soap water solution)</p> <p style="text-align: center;">Or</p> <p>Apply malathion 50 EC @ 2 ml + neem oil 4ml per litre of water</p> |
| Bitter gourd | All stages | <p style="text-align: center;">Fruit fly</p>  | <p>Setting up of pheromone trap(Cue lure @1/15 cent)</p> <p style="text-align: center;">+</p> <p>Spot application of 10 % jaggery containing 0.1 % malathion@1 spot/40 m² on underside of leaves at fortnight intervals.</p> |
| Cucurbits | All stages | <p style="text-align: center;">Powdery mildew on cucurbits</p>  | <p>As a prophylactic measure apply 'Mancozeb'(@ 2g/l of water).</p> <p>If disease appeared, spray lime sulfur (@3g/L of water) on both surfaces of the leaves. Repeat after 10 days.</p> |
| Cucurbitaceo us vegetables | All stages | <p style="text-align: center;">Yellow mosaic virus</p>  | <p>Pull out the infected plants and burn or bury them.</p> <p>Spray difenthiuron @ 1g/ litre.</p> |
| Amaranth's' | All stages | <p style="text-align: center;">Leaf blight</p>  | <p>Avoid overhead irrigation. Irrigate gently the basal regions of the plants. If disease is severe, apply cow dung slurry supernatant (2%) as foliar spray and Pseudomonas flourescens (2%) or Trichoderma viridae (2%) as soil application.</p> |

Sd/-
Nodal Officer,
GKMS Project, RARS Pilicode

**** Warning colour codes of rainfall (for disaster management)**

| | | | |
|-------------------------------|----------------------------|---------------------------|--------------------------------|
| Warning (Take actions) | Alert (Be prepared) | Watch (Be updated) | No warning (No actions) |
|-------------------------------|----------------------------|---------------------------|--------------------------------|