



## Agromet Advisory Bulletin for the District, Kozhikode

(Valid from 14.11.2020 to 18.11.2020)

(Issued jointly by Kerala Agricultural University Regional Agricultural Research Station Pilicode & India Meteorological Department)



<b>Bulletin Number: Pilicode/Kkd-91/2020</b>	<b>Date: 13/11/2020</b>
--	-------------------------


### A. Weather Summary of preceding four days






Rainfall, mm	Max. temp., °C	Min. temp., °C	R. H., %	Wind speed, Km/h
c	33.6 – 34.8	23.0 – 26.0	61– 86	0-06

### B. Weather forecast for next five days

Parameters	14.11.2020	15.11.2020	16.11.2020	17.11.2020	18.11.2020
Rainfall, mm	10	0	0	10	4
Max. Temp, °C	34	34	34	34	34
Min. Temp, °C	25	25	25	25	25
Max. Relative Humidity, %	95	95	95	95	95
Min. Relative Humidity, %	75	75	75	75	75
Wind speed, km/h	5	6	5	4	2
Wind direction, degrees	320	320	320	180	50
Total cloud cover, octa	8	3	3	8	7

### C. Agrometeorological Advisories

Crop	Stages	Problems	Agro-meteorological advisories
<b>General conditions</b>		<p><b>Places adjoining Wayanad district are likely to get thunderstorms. Beware of lightning. Don't stay on open places. Don't allow livestock to graze in open places especially during afternoon and evening periods.</b></p> <p><b>Prop the bananas immediately.</b></p>	
Rice	All stages	<p style="text-align: center;">Case worm</p> 	<p>Destroy the dislodged larvae, after pulling a rope swabbed with kerosene or engine oil. Drain away the water from the fields. Broadcast the mixture containing 1L of kerosene in 25 kg of saw dust or sand in the field.</p>

Coconut	All stages	<p>Water conservation</p> 	<p>Give mulches in basins to prevent water losses from soil.</p>
Coconut	All stages	<p>Stem bleeding</p> 	<p>Chisel out the affected parts and apply Bordeaux paste.</p> <p>Drench the palm basin (2m radius) with 40 litres of 1% Bordeaux mixture.</p> <p>After one month, apply 5 kg Trichoderma enriched neem cake and 500g of Ayar® (micro nutrient mixture)</p>
Coconut	All stages	<p>Red palm weevil</p> 	<p>The palms can be saved only if the attack is diagnosed at an early stage. Hence more frequently inspect the palms. The attack can be diagnosed by the presence of yellowing of upper and middle whorls of leaves and holes at the jointing region of leaf petioles to the trunk. Insect excrement, pupal cases etc. may also be seen in the crown or basins of the palms.</p> <p>Control: Prepare Imidachlorprid solution (@ 1ml/litre of water) and fill in the holes. Adopt field sanitation.</p>
Okra	All stages	<p>Shoot and Fruit borer</p> 	<p>Spray Coragen (3 ml in 10 litres of water) 2-3 times at weekly interval.</p>
Mango	Fruit setting stage	<p>Mango fruit flies</p> 	<p>Collect and destroy the fallen fruits by taking deep pits atleast 60 cm depth.</p> <p>Set up pheromone trap (methyl eugenol trap) @ 1 trap/15 cents.</p>