



Agromet Advisory Bulletin for the District, Kozhikode

(Valid from 15.02.2023 to 19.02.2023)



(Issued jointly by Kerala Agricultural University Regional Agricultural Research Station Pilicode & India Meteorological Department)

Bulletin Number: Pilicode/Kkd-13/2023

Date: 14/02/2023

A. Weather Summary of preceding five days





| Rainfall, mm | Max. temp., °C | Min. temp., °C | R. H., % | Wind speed, Km/h |
|--------------|----------------|----------------|-------------|------------------|
| 0.0 | 33.6 – 34.6 | 23.6 – 24.8 | 61.4 – 84.1 | 0.0 – 4.0 |




B. Weather forecast for next five days

| Parameters | 15-02-2023 | 16-02-2023 | 17-02-2023 | 18-02-2023 | 19-02-2023 |
|---------------------------|------------|------------|------------|------------|------------|
| Rainfall, mm | 0 | 0 | 0 | 0 | 0 |
| Max. Temp, °C | 35 | 34 | 34 | 34 | 34 |
| Min. Temp, °C | 24 | 24 | 24 | 24 | 24 |
| Max. Relative Humidity, % | 85 | 85 | 85 | 85 | 85 |
| Min. Relative Humidity, % | 60 | 60 | 60 | 60 | 60 |
| Wind speed, km/h | 6 | 6 | 6 | 6 | 6 |
| Wind direction, degrees | 290 | 270 | 270 | 230 | 270 |
| Total cloud cover, octa | 2 | 4 | 4 | 4 | 4 |

C. Agrometeorological Advisories

| Crop | Stages | Problems | Agro-meteorological advisories |
|--------------------------------|--|----------|--------------------------------|
| General conditions | No rainfall ** | | |
| | No rainfall. Low night temperature (minimum 23°C) and high day temperature (maximum 34°C) will be experienced. Hence there will be large difference between day temperature and night temperature. The atmospheric humidity also will be between 50 and 76%. The sky will be clear. | | |
| General Recommendations | <p>Fungal diseases like blight, leaf spots and wilt may spread in crops. Keep vigilance. Take control measures in the beginning stage of diseases.</p> <p>Drought Management:</p> <ol style="list-style-type: none"> 1) Give mulches in crop basins to prevent water loss from soil. 2) Adopt drip irrigation. This will minimize the loss of water. 3) Avoid agricultural activities and pesticide application during 12 AM to 3 PM. 4) Restrict the application of chemical fertilizers and poultry manure in un- irrigated areas. 5) Apply lime on tree trunk. 6) Spraying of Sulphate of Potash @ 5 g / L at 15 days interval helps to mitigate drought. <p>For mulching, the trashes used should be free of any pest and diseases. Avoid the trashes of the same species as mulch. This will help to prevent the multiplication of crop specific pest and disease causing organisms. Powdering the top soil using a secondary tillage implement</p> | | |

| | | | |
|--------------|---|--|--|
| | and spreading it uniformly over the field, will help to conserve water for a long period of time in the fields. | | |
| Coconut | All stages | Drought Management | <ol style="list-style-type: none"> 1) Cut two green leaves from the bottom layer, to reduce the water loss from the tree. 2) Apply compost/dried leaves in the basins to increase water holding capacity. 3) Adopt drip irrigation. This will minimize the irrigation water loss. <p>Protect the newly planted young seedlings from direct sunlight falling on it by providing good shades.</p> |
| Mango | Fruit maturing stage | <p>Mango fruit flies</p>  | <p>Collect and destroy the fallen fruits by taking deep pits atleast 60 cm depth.</p> <p>Set up pheromone trap (methyl eugenol trap) @ 1 trap/15 cents.</p> |
| Bitter gourd | All stages | <p>Fruit fly</p>  | <p>Setting up of pheromone trap(Cue lure @1/15 cent)</p> <p style="text-align: center;">OR</p> <p>Spot application of 10 % jaggery containing 0.1 % malathion@1 spot/40 m² on underside of leaves at fortnight intervals.</p> |
| Amaranthus | All stages | <p>Leaf blight</p>  | <p>Avoid overhead irrigation. Irrigate gently the basal regions of the plants. If disease is severe, apply cow dung slurry supernatant (2%) as foliar spray and Pseudomonas flourescens (2%) or Trichoderma viridae (2%) as soil application.</p> |
| Pumpkin | All stages | <p>Pumpkin beetle</p>  | <p>Apply malathion 50 EC @ 3 ml / litre of water or malathion 50 EC @ 2 ml + neem oil 4ml per litre of water.</p> <p>After irrigation, drench the soil with malathion 50 EC @ 3 ml / litre of water. After the application of insecticide, with hold irrigation on next two days.</p> |

| | | | |
|----------|--------------------------|---|--|
| Brinjal | Various stages of growth | <p>Epilachna beetle</p>  | Collection and destruction of every stage of the pest. Spray neem seed kernel extract @ 5 %. Apply neem – oil garlic emulsion @ 20 ml per litre. |
| Arecanut | Seedlings (3-4 years) | <p>Leaf blight ,Bud rot</p>  | Apply 1% Bordeaux mixture |
| Bovines | All stage | <p>Lumpy skin</p>  | Adopt vaccination. Keep cattle sheds and its surroundings hygienic. |

**** Warning colour codes of rainfall (for disaster management)**

| | | | |
|-------------------------------|----------------------------|---------------------------|--------------------------------|
| Warning (Take actions) | Alert (Be prepared) | Watch (Be updated) | No warning (No actions) |
|-------------------------------|----------------------------|---------------------------|--------------------------------|

Sd/-
Nodal Officer,
GKMS Project, RARS Pilicode