



आजदी
का
अमृत महोत्सव

Agromet Advisory Bulletin for the District, Kozhikode

(Valid from 15.09.2021 to 19.09.2021)

(Issued jointly by Kerala Agricultural University Regional Agricultural Research Station Pilicode & India Meteorological Department)



Bulletin Number: Pilicode/Kkd-74/2021

Date: 14/09/2021

A. Weather Summary of preceding four days





Rainfall, mm	Max. temp., °C	Min. temp., °C	R. H., %	Wind speed, Km/h
69.9	29.8 – 32.8	24.0 – 25.4	85 – 98	00 - 06





B. Weather forecast for next five days

Parameters	15-09-2021	16-09-2021	17-09-2021	18-09-2021	19-09-2021
Rainfall, mm	40	20	20	10	10
Max. Temp, °C	30	31	32	32	32
Min. Temp, °C	25	25	25	25	25
Max. Relative Humidity, %	98	98	98	98	98
Min. Relative Humidity, %	85	85	85	85	85
Wind speed, km/h	10	10	8	8	8
Wind direction, degrees	250	250	250	230	270
Total cloud cover, octa	8	8		3	6

C. Agrometeorological Advisories

Crop	Stages	Problems	Agro-meteorological advisories
General conditions			Low to medium rainfalls are Very Likely on next five days in the district.
			Do not keep harvested produces like rice, rubber, copra, vegetables, seeds, and fertilizers in open places. Store cattle feeds in moisture free rooms on elevated platforms to avoid contaminations For aerating the soil of basins/pits of the newly planted tree crops give 20 – 30 cm deep raking. Spray 1% Bordeaux mixture on the leaves and growing region. Drenching the basins with the same will also help to prevent fungus and bacterial infections. Ensure there is no blockages in water flowing channels in rice fields

Paddy	Main field for second crop (Mundakan season)	To correct the iron toxicity problem of midland lateritic soils, apply lime/dolomite as recommended in the soil test result. If soil testing is not done, apply lime/dolomite @ 2kg/cents (40sq.m) and incorporate thoroughly with the soil at least 14 days before the application of chemical fertilizers. Repeat lime application at the same rate after 30-40 days of transplanting also. Apply FYM/compost @ 20kg/cents and incorporate with the soil along with ploughing.	
Coconut	All stages	<p style="text-align: center;">Stem bleeding</p> 	<p>Chisel out the affected portion/ site of bleeding on the trunk of the tree and apply Bordeaux paste.</p> <p>Drench the palm basin (2m radius) with hexaconazole (@25ml/25litre of water per palm). Repeat this procedure once more after four months</p>
Coconut	All stages	<p style="text-align: center;">Basal rot/Ganderma wilt</p> 	<p>After one month, uniformly spread 5 kg Trichoderma enriched neem cake in the basin and incorporate with the soil</p>
Arecanut	Bearing	<p style="text-align: center;">Colletotrichum wilt</p> 	<p>Apply 1% Bordeaux mixture on leaves and nuts</p>
Black pepper	Bearing stage	<p style="text-align: center;">Pollu beetle and disease</p> 	<p>Prophylactic spray of combination Bordeaux mixture (1% strength) + quinalphos (2ml/litre of the Bordeaux mixture)</p> <p>If damage is visible apply combination of hexaconazole and deltamethrin (@ hexaconazole 1ml + deltamethrin 0.5ml per litre of water)</p>

Brinjal	Seedling	<p>Collar rot</p> 	Spray and drench bavistin (@ 2g/litre)
Brinjal	All stages	<p>Leaf blight</p> 	
Banana	Various stages of growth	<p>Sigatoka leaf spot</p> 	Cut and burn all severely affected leaves. Spray 1% Bordeaux mixture with sticker soon after the appearance of symptoms (5 to 6 sprays at fortnightly intervals). Spray 1% petroleum based mineral oils. Spray 0.1% carbendazim or 0.2% Mancozeb alternatively @ fortnightly intervals.
Turmeric	Growth phase	<p>Leaf blotch</p> 	Spray mancozeb (@2g/litre of water) or copper oxy chloride (@2g/litre of water)