



## Agromet Advisory Bulletin for the District, Kozhikode

(Valid from 18.09.2021 to 22.09.2021)

(Issued jointly by Kerala Agricultural University Regional Agricultural Research Station Pilicode & India Meteorological Department)



Bulletin Number: Pilicode/Kkd-75/2021

Date: 17/09/2021

### A. Weather Summary of preceding five days




Rainfall, mm	Max. temp., °C	Min. temp., °C	R. H., %	Wind speed, Km/h
37.9	29.8 – 32.6	24.5 – 25.3	76 – 97	00 - 04





### B. Weather forecast for next five days


Parameters	18-09-2021	19-09-2021	20-09-2021	21-09-2021	22-09-2021
Rainfall, mm	10	10	10	10	10
Max. Temp, °C	32	32	32	32	32
Min. Temp, °C	25	25	25	25	25
Max. Relative Humidity, %	94	94	94	94	94
Min. Relative Humidity, %	73	73	73	73	73
Wind speed, km/h	10	8	8	10	10
Wind direction, degrees	290	270	270	270	270
Total cloud cover, octa	6	6	5	6	7

### C. Agrometeorological Advisories

Crop	Stages	Problems	Agro-meteorological advisories
			<b>Low to medium rainfalls are Very Likely on next five days in the district.</b>
<b><u>General conditions</u></b>			<p>Do not keep harvested produces like rice, rubber, copra, vegetables, seeds, and fertilizers in open places.</p> <p>Store cattle feeds in moisture free rooms on elevated platforms to avoid contaminations</p> <p>For aerating the soil of basins/pits of the newly planted tree crops give 20 – 30 cm deep raking. Spray 1% Bordeaux mixture on the leaves and growing region. Drenching the basins with the same will also help to prevent fungus and bacterial infections.</p> <p>Ensure there is no blockages in water flowing channels in rice fields</p>

Paddy	Main field for second crop (Mundakan season)	To correct the iron toxicity problem of midland lateritic soils, apply lime/dolomite as recommended in the soil test result. If soil testing is not done, apply lime/dolomite @ 2kg/cents (40sq.m) and incorporate thoroughly with the soil at least 14 days before the application of chemical fertilizers. Repeat lime application at the same rate after 30-40 days of transplanting also. Apply FYM/compost @ 20kg/cents and incorporate with the soil along with ploughing.	
	Transplanting	Dip the roots of the seedlings in slurry of pseudomonas (20g pseudomonas/litre of water) for 30 minutes just before transplanting. This will help the seedlings to grow vigorously.	
Crops and Livestock	Different stages	Giant African Snail	For trapping the snails, put wet gunny bags filled with leaves of cabbage or cauliflower or papaya in the evening around cattle sheds/houses. The snails can be destroyed by putting them in saline water (200g salts per litre of water)
			The snails on the crops can be destroyed by spraying 0.3% (3g per litre of water) copper sulfate
Coconut	All stages	Stem bleeding	Chisel out the affected portion/ site of bleeding on the trunk of the tree and apply Bordeaux paste.
			Drench the palm basin (2m radius) with hexaconazole (@25ml/25litre of water per palm). Repeat this procedure once more after four months  After one month, uniformly spread 5 kg Trichoderma enriched neem cake in the basin and incorporate with the soil
Coconut	All stages	Basal rot/Ganderma wilt	
			

Coconut	All stages	<p style="text-align: center;"><b>Bud rot</b></p> 	<p>In vulnerable areas, as preventive measures apply lime @ 2-3 kg/palm basally and adopt comprehensive nutrient management practices for improving the health of the palms.</p> <p>Detection of disease at its early stage will help to adopt efficient corrective measures. Cut and remove the affected tissues from the crown and apply Bordeaux paste. After that cover the cut surface with polythene sheets to protect it from rain falls until a new leaf emerges.</p> <p>Burn the removed tissues immediately.</p> <p>As a prophylactic measure spray 1% Bordeaux mixture into the top leaves' axils of the surrounding palms</p>
Arecanut	Bearing	<p style="text-align: center;"><b>Colletotrichum wilt</b></p> 	<p>Apply 1% Bordeaux mixture on leaves and nuts</p>
Black pepper	Bearing stage	<p style="text-align: center;"><b>Pollu beetle and disease</b></p> 	<p>Prophylactic spray of combination Bordeaux mixture (1% strength) + quinalphos (2ml/litre of the Bordeaux mixture)</p> <p>If damage is visible apply combination of hexaconazole and deltamethrin (@ hexaconazole 1ml + deltamethrin 0.5ml per litre of water)</p>
Banana	Various stages of growth	<p style="text-align: center;"><b>Sigatoka leaf spot</b></p> 	<p>Cut and burn all severely affected leaves. Spray 1% Bordeaux mixture with sticker soon after the appearance of symptoms (5 to 6 sprays at fortnightly intervals). Spray 1% petroleum based mineral oils. Spray 0.1% carbendazim or 0.2% Mancozeb alternatively @ fortnightly intervals.</p>

Turmeric	Growth phase	Leaf blotch 	Spray mancozeb (@2g/litre of water) or copper oxy chloride (@2g/litre of water)
----------	--------------	--	---

Sd/-  
Nodal Officer,  
GKMS Project, RARS Pilibate