

आजादी  
का  
अमृत महोत्सव



**Agromet Advisory Bulletin**  
**Kozhikode District**  
**(Valid from 19.02.2022 to 23.02.2022)**



## Agromet Advisory Bulletin for the District, Kozhikode

(Valid from 19.02.2022 to 23.02.2022)

(Issued jointly by Kerala Agricultural University Regional Agricultural Research Station Pilicode & India Meteorological Department)



Bulletin Number: Pilicode/Kkd-14/2022

Date: 18/02/2022

### A. Weather Summary of preceding four days



Rainfall, mm	Max. temp., °C	Min. temp., °C	R. H., %	Wind speed, Km/h
4.6	34.2 – 34.7	24.5 – 25.5	58.0 – 92.0	00 – 06







### B. Weather forecast for next five days


Parameters	19-02-2022	20-02-2022	21-02-2022	22-02-2022	23-02-2022
Rainfall, mm	0.1	0	0	0	0
Max. Temp, °C	34	34	34	35	35
Min. Temp, °C	25	24	24	23	23
Max. Relative Humidity, %	85	85	85	85	85
Min. Relative Humidity, %	55	55	55	55	55
Wind speed, km/h	6	6	6	6	6
Wind direction, degrees	270	270	270	270	270
Total cloud cover, octa	3	1	3	3	4

### C. Agrometeorological Advisories

Crop	Stages	Problems	Agro-meteorological advisories
<b>General conditions</b>	<b>No rain</b>		
	<p>The sky will be clear or partially cloudy. Low night temperature and high day temperature will be experienced. Hence there will be large difference between day time temperature and night temperature. The atmospheric humidity also will be high.</p> <p>Fungal diseases like blight, leaf spots and wilt may spread in crops. Keep vigilance. Take control measures in the beginning stage of diseases.</p>		

<p><b><u>General Recommendations</u></b></p>	<p>Drought Management:</p> <ol style="list-style-type: none"> <li>1) Give mulches in crop basins to prevent water loss from soil.</li> <li>2) Adopt drip irrigation. This will minimize the loss of water.</li> <li>3) Avoid agricultural activities and pesticide application during 12 AM to 3 PM.</li> <li>4) Restrict the application of chemical fertilizers and poultry manure in un- irrigated areas.</li> <li>5) Apply lime on tree trunk.</li> <li>6) Spraying of Sulphate of Potash @ 5 g / L at 15 days interval helps to mitigate drought.</li> </ol> <p>For mulching, the trashes used should be free of any pest and diseases. Avoid the trashes of the same species as mulch. This will help to prevent the multiplication of crop specific pest and disease causing organisms. Powdering the top soil using a secondary tillage implement and spreading it uniformly over the field, will help to conserve water for a long period of time in the fields.</p>		
<p>Rice</p>	<p>Late second crop and Third crop at different stages</p>	<p>Blast disease</p> 	<p>Spray isoprothiolane (@ 1ml per litre of water) solution.</p>
<p>Coconut</p>	<p>All stages</p>	<p>Drought Management</p>	<ol style="list-style-type: none"> <li>1) Apply compost/dried leaves in the basins to increase water holding capacity.</li> <li>2) Adopt drip irrigation. This will minimize the irrigation water loss.</li> </ol> <p>Protect the newly planted young seedlings from direct sunlight falling on it by providing good shades.</p>
<p>Coconut</p>	<p>All stages</p>	<p>Leaf eating caterpillar</p> 	<p>Cut the leaves attacked by the caterpillar and destroy totally by putting them in fire.</p> <p>Releasing of biological controlling organisms like '<u>Goniozus</u>' wasp(@20 numbers per plant) or '<u>Bracon</u>' wasp on the trunks of the tree (@30 numbers per plant) is also recommended.</p> <p style="text-align: center;">OR</p> <p>As a prophylactic measure apply the neem-garlic based soap, the 'Raksha' (10-20g soap per litre of water dissolved in water solution.</p>

Coconut	Young palms	<p>Red palm weevil</p> 	<p>Fill in Chlorpyrifos (2ml/litre) solution and clog the damage holes appearing on the trunks with cement.</p> <p>Drop naphthalene balls (4 numbers/leaf) in the top three leaf axils. Repeat after every 45 days</p>
Coconut	Different stages	<p>Leaf rot</p> 	<p>Spray hexaconazole or copper oxy chloride fungicides (@2g/litre of water) solutions..</p>
Black Pepper	All stages	<p>Foot rot</p> 	<p>As prophylactic measure, apply 150 gram of Trichoderma enriched neem cake - cow dung mixture in the basins of the vines and incorporate thoroughly with the soil.</p> <p>If disease already appeared, drench soil in the plant basins with Redomil 0.2% (2g/litre of water). Spray the same on the leaves also.</p>
Vegetables	Different stages	<p>Sucking Pests</p> 	<p>Spray neem based insecticide (@ 4ml insecticide/litre of water). Repeat the spraying at every seven days intervals till flowering. If there is severe attack, spray Actara® (@3g/litre of water). Spray the insecticides on both surfaces of the leaves.</p>
Cocoa	Bearing stage	<p>Pod rot</p> 	<p>Spray Bordeaux mixture (1%) or copper oxy chloride (@2g/litre of water) solutions</p>
Cowpea	Various stage	<p>Fusarium rot</p> 	<p>Drench and spray Bavistin (@1g/litre of water) or 'Saaf' (@2g/litre of water) fungicide</p>

Cashew	Various stages	<p>Tea mosquito attack and associated fungal diseases</p> 	<p>Prophylactic spray of combination of Bordeaux mixture (1% strength) + quinalphos (2ml/litre of the Bordeaux mixture )</p> <p>If die back is seen apply combination of hexaconazole and malathione (@ hexaconosozole 1ml + malathione 1ml per litre of water)</p>
--------	----------------	---------------------------------------------------------------------------------------------------------------------------------------------	---------------------------------------------------------------------------------------------------------------------------------------------------------------------------------------------------------------------------------------------------------------------

Sd/-  
Nodal Officer,  
GKMS Project, RARS Pilicode