



Agromet Advisory Bulletin for the District, Kozhikode

(Valid from 16.09.2023 to 20.09.2023)



(Issued jointly by Kerala Agricultural University Regional Agricultural Research Station Pilicode & India Meteorological Department)

Bulletin Number: Pilicode/Kkd-74/2023	Date: 15/09/2023
---------------------------------------	------------------

A. Weather Summary of preceding four days





Rainfall, mm	Max. temp., °C	Min. temp., °C	R. H., %	Wind speed, Km/h
71.6	31.5 – 33.2	23.4 – 25.4	70 - 92	00 - 04



B. Weather forecast for next five days

Parameters	16-09-2023	17-09-2023	18-09-2023	19-09-2023	20-09-2023
Rainfall, mm	10	8	6	6	0.2
Max. Temp, °C	31	32	32	32	32
Min. Temp, °C	24	25	25	25	25
Max. Relative Humidity, %	92	92	90	90	85
Min. Relative Humidity, %	70	70	70	68	67
Wind speed, km/h	3	3	3	3	3
Wind direction, degrees	250	200	270	250	250
Total cloud cover, octa	8	8	7	7	5

C. Agrometeorological Advisories

Crop	Stages	Problems	Agro-meteorological advisories
	Light to moderate rainfalls **		
<u>General conditions</u>	<p>The sky will be cloudy. High relative humidity will be experienced. The atmospheric temperature will may also be lowered due to rain.</p> <p>There will be isolated light to moderate rainfalls (from 15.6mm to 64.4 mm within a time span of 24 hours) in most places are very likely from September 15th to September 19th.</p>		
<u>General Recommendations</u>	<p>As rain is forecasted, take care while drying the produces like rubber, copra, vegetable seeds, rice etc. in open conditions.</p> <p>Give strong propping to banana, vegetables and other soft stemmed crop plants.</p> <p>Spraying should be done when there is no rainfall. Adhesive /sticking agents should be used to prevent runoff of pesticide, fungicide etc.</p>		

Rice	Flowering to grain hardening stage for late sown first crop	Drain the fields completely to hasten the grain hardening process.	
Rice	Transplanting stage for second crop	<p>Dip the roots of the seedlings in slurry of pseudomonas (20g pseudomonas/litre of water) for 30 minutes just before transplanting. This will help the seedlings to grow vigorously.</p> <p>Apply fertilizers at the occasion of no rainfalls, after lowering the water and blocking all drainage channels.</p> <p>While transplanting, apply 400g urea, 900g mussooriephos and 150g muriate of potash for the medium duration varieties and 400g urea, 700g mussooriephos and 120g muriate of potash for the short duration varieties to each cent (40 square meter) of land area.</p>	
Coconut	All stages	<p>Bud rot</p> 	<p>Detection of disease at its early stage will help to adopt efficient corrective measures. Cut and remove the affected tissues from the crown and apply Bordeaux paste. After that cover the cut surface with polythene sheets to protect it from rain falls until new leaf emerges.</p> <p>Burn the removed tissues immediately.</p> <p>As a prophylactic measure spray 1% Bordeaux mixture into the axils of top leaves of the surrounding palms</p>
Coconut	All stages	<p>Yellowing of coconut</p> 	<p>Incorporate lime or dolomite @ 2 kg/palm to the basins of the palms. After two weeks, apply borax @ 200g/palm and zinc sulphate @ 100g/palm and magnesium sulphate @500g/palm and potash @ 2kg/palm</p>
Areca nut	All stages	<p>Mahali disease</p> 	<p>Apply Bordeaux mixture (1%) to the bunch and leaves.</p>
Black pepper	All stages	<p>Foot rot</p> 	<p>As prophylactic measure, apply 150 gram of Trichoderma enriched neem cake - cow dung mixture in the basins of the vines and incorporate thoroughly with the soil.If disease already appeared, drench soil in the plant basins with Redomil 0.2% (2g/litre of water). Spray the same on the leaves also.</p>

Banana	Various stages of growth	<p>Sigatoka leaf spot</p> 	<p>There should not be any water stagnation in the basins of the crop.</p> <p>As a prophylactic measure spray Pseudomonas (@ 20g/litre) at fortnight intervals.</p> <p>If disease appears:-Cut and burn all affected leaves. Spray Carbendazim and Mancozeb (@ 2ml per litre) alternatively at fortnight intervals</p>
Cashew	Pre-bearing stages	<p>Tea mosquito bug</p> 	<p>Prophylactic measures:</p> <p>1) The fungal biological control agent, <i>Beauveria bassiana</i> can be sprayed @ 20g/L</p> <p style="text-align: center;">Or</p> <p>2) Spray 1% Bordeaux mixture mixed with quinalphos (2ml/litre of Bordeaux mixture)</p>

**** Warning colour codes of rainfall (for disaster management)**

Warning (Take actions)	Alert (Be prepared)	Watch (Be updated)	No warning (No actions)
-------------------------------	----------------------------	---------------------------	--------------------------------

Sd/-
Nodal Officer,
GKMS Project, RARS Pilicode