



## Agromet Advisory Bulletin for the District, Kozhikode

(Valid from 18.07.2020 to 22.07.2020)

(Issued jointly by Kerala Agricultural University Regional Agricultural Research Station Pilicode & India Meteorological Department)



Bulletin Number: Pilicode/ Kkd-57/2020

Date: 17/07/2020

### A. Weather Summary of preceding four days







Rainfall, mm	Max. temp., °C	Min. temp., °C	R. H., %	Wind speed, Km/h
92.6	27.2 – 31.8	23.4– 25.2	83– 100	00 -08



### B. Weather forecast for next five days

Parameters	18.07.2020	19.07.2020	20.07.2020	21.07.2020	22.07.2020
Rainfall, mm	25	18	4	7	18
Max. Temp, °C	27	27	29	29	29
Min. Temp, °C	23	23	24	24	24
Max. Relative Humidity, %	96	96	96	96	96
Min. Relative Humidity, %	83	83	83	83	83
Wind speed, km/h	10	6	12	12	12
Wind direction, degrees	250	290	290	320	270
Total cloud cover, octa	8	8	7	7	7

### C. Agrometeorological Advisories

Crop	Stages	Problems	Agro-meteorological advisories
			There will be heavy rainfalls on coming days. Care should be taken to provide good drainage in the plantations. Adopt total field sanitations. Keep the rice fields free from weeds either by hand weeding or by use of herbicides. For preventing bud rot in coconut, small perforated sachets containing 2 g of mancozeb may be tied to the axil of the spindle leaf.
General conditions			
Coconut planting		The climate is suitable for transplanting of coconut seedlings Take pits of size 1m x 1m x 1m. In laterite soils 1.2m x 1.2m x 1.2m sized pits are required. Fill 1/3 portion of the pits with a mixture of topsoil, powdered FYM and wood ash taken in equal proportion. Dig a small pit in the middle of this and plant the seedling, and strengthen it by compacting the soil surrounding the basal nut portion of the seedlings. Provide prop to avoid tilting off of seedlings. Provide bunds around the pits.	

Paddy	All stages	<p>Bacterial leaf blight</p> 	<p>Spray supernatant solution of the cow dung water mixture (Dispense 20g cow dung in 1 L of water and filter the solution through muslin cloth). Place bags containing bleaching powder (2kg/acre) in the paddy field at the entry face of running water into the field</p> <p>If the infection is severe spray Streptocyclin 30g/200 L of water for 1acre.</p>
		<p>Sheath blight</p> 	<p>Prophylactic spray of <i>Pseudomonas fluorescens</i> (@ 20g/l) is recommended.</p>
		<p>Stem borer</p> 	<p>If stem borer attack is seen, apply Takumi<sup>®</sup> @3g per 10L of water.</p>
		<p>Blue beetle</p> 	<p>Keep the field in water drained condition.</p> <p>After three days, apply kerosene emulsion (at the rate of 15 ml kerosene mixed with 1 L soap solution)</p>
Banana	Various stages	<p>Pseudostem weevil</p> 	<p>Field sanitation. Remove the affected parts and burn it using kerosene. Apply fipronil 5%SC (@3 ml l<sup>-1</sup>).</p> <p>Apply Beauveria bassiana @ 20 g l<sup>-1</sup> at 5, 6 and 7 month after planting.</p>
	Various stages of growth	<p>Rhizome rot</p> 	<p>Ensure good drainage in the garden</p> <p>Drench with Streptocyclin antibiotic (@2g/10L)</p> <p>Or</p> <p>Copperhydroxide (20g/10L) at the basin of the plant.</p>

Cashew	Seedlings up to 3 years of age	<p>Tea mosquito bug - Anthracnose disease complex</p> 	<p>Prepare solution of copper oxychloride (@3g/L). Dissolve quinalphos (@2ml/L) in to this solution and spray thoroughly on the plants.</p>
Tapioca	1 to 2 months age	<p>Mosaic disease</p> 	<p>Deterioration of the health of plant and yield loss can be checked with adopting the following measures.</p> <p>Apply dolomite in the basin of the plants (@100g/plant) and incorporate to the soil. After three weeks, apply 25g Factamfos + 10g potash per plant. Also apply one gram zinc sulfate per plant. After 6 weeks apply 10g potash once more.</p> <p>Do not collect setts from these plants for planting during next time.</p>

Sd/-  
Nodal Officer,  
GKMS Project, RARS Pilicode